

Effects of operating parameters for dry reforming of methane: A short review

Muhammad Ayoub^{1,2}, Chi Cheng Chong^{1,2}, Asif Zamir¹, Yoke Wang Cheng², Sarah Farrukh³, Salman Raza Naqvi³, Herma Dina Setiabudi⁴, Nadia Riaz⁵, Naveed Ramzan⁶,

¹ Department of Chemical Engineering, University Teknologi PETRONAS, 32610 Seri Iskandar, Perak, Malaysia.

² Center for biofuel and Biochemical Research (CBBR), Institute for Self-sustainable Building, 32610 Seri Iskandar, Perak, Malaysia.

³ Department of Chemical Engineering, National University of Science and Technology, Islamabad, Pakistan.

⁴ Faculty of Chemical and Natural Resources Engineering, Universiti Malaysia Pahang, 26300 Gambang, Kuantan, Pahang, Malaysia

⁵ Department of Environmental Sciences, COMSATS University Islamabad, Abbottabad Campus, Abbottabad, 22060, Pakistan

⁶ Department of Chemical Engineering, University of Engineering and Technology, G.T. Road, Lahore 54890, Pakistan.

Abstract. Dry reforming of methane (DRM) which also known as CO₂ reforming of methane is a well-investigated reaction to serve as an alternative technique to attenuate the abundance of greenhouse gases (CO₂ and CH₄). The syngas yielded is the main component for the liquid fuels and chemicals production in parallel with the fluctuating price of oil. Major researches were executed to seek for the well-suited catalysts before the commercialization of DRM can be realized. However, severe deactivation due to the carbon formation restricted the usage of promising Ni-based catalysts for DRM. Meanwhile, the deactivation on these catalysts can be associated with the operating conditions of DRM, which subsequently promoted the secondary reactions at different operating conditions. In fact, the parametric study could provide a benchmark for better understanding of the fundamental steps embodied in the CH₄ and CO₂ activation as well as their conversions. This review explores on the influences of the reaction operating parameters in term of the reaction temperatures, reactant partial pressures, feed ratios, and weight hourly space velocity (WHSV) on catalytic performance and carbon accumulation for the DRM.

1 Introduction

The past few decades have witnessed tremendous progress in the research on greenhouse gases (CH₄ and CO₂) utilization. This utilization can ensure the continuity of the energy supply for the future generation, which can be applied in internal combustion engines or in the fuel cells to generate electricity while mitigating pollutant emissions [1]. On the other hand, synthesis gas (syngas, a mixture of H₂ and CO) is of paramount importance as a building block towards the generation of the praiseworthy chemicals and synthetic fuels by the means of Fischer-Tropsch Synthesis (FTS) [2, 3]. To date, even though methane steam reforming has achieved the commercial grade, the contribution of the primary component of greenhouse gases, CO₂ prompted an urgent substitution over the existing reforming technology [4, 5]. Owing to the capability to alleviate the CO₂ gas release and transform into useful products, thereupon, dry reforming of methane (DRM) has been instigated as a prestigious replacement for syngas generations [3, 5, 6]. However, challenges related to the carbon accumulation which can be related to the natures of the catalysts and also the operating conditions of DRM have to be addressed before meeting the commercialization level of DRM.

Previously, researchers paid immense focus on the catalysts investigations on catalyst selection. Intriguingly, Ni-based catalysts have been acknowledged their vast prospects over DRM reaction due to its low cost, satisfactory catalytic performance as well as readily available [3, 7]. In fact, the optimal catalytic activity for DRM reaction not only affected by the catalysts adopted, but also the parametric factors such as reaction temperature, reactant partial pressure, feed composition, weight hourly space velocity (WHSV) and reactor type. As far we are concerned, the operating conditions of DRM are indispensable for the kinetic studies as well as efficient reactor design [8].

Therefore, in-depth understanding of the parametric study over DRM is crucial. Thermodynamics studies indicated the DRM process requires a larger amount of energy to operate due to its endothermic nature. Previous review by Usman et al. [9] has been reported on the influence different types of catalysts, active metals, promoters, particle size and reactor selection on catalytic performance and carbon deposition on DRM. Meanwhile, the operating conditions of DRM reaction are also crucial in affecting the catalytic performance for various catalysts. In addition, there are many other review papers [10-14] focused on discussing strategies to remove carbonaceous deactivation of catalysts by relating to the role of catalytic properties

* Corresponding author: chicheng.chong@utp.edu.my

affected by the types of supports, active metal, promoters used, metal loading effect, catalysts preparation methods as well as thermodynamics study. However, there is almost no literature focus on the comparison of the DRM operating conditions, which are also key factors affecting the reaction performance. Thus, the parametric effects due to variation in reaction temperature, reactant composition, WHSV and the reactor design, which have been reported in the previous literature are summarized in this review to impart better interpretation over the challenges for DRM technology.

2 Effect of operating parameters

2.1 Reaction Temperature

The promotion of the side decomposition of the reactants induced by the nature of the reactions and the catalysts used led a positive temperature influence on the reactants' conversions and product yields. DRM is inevitably accompanied with carbon formation and supported catalysts are prone to catalyst deactivation due to the carbon formed and metal sintering effect [7, 15]. Thus, effect of operating temperature of DRM have been studied in numerous previous literatures to provide clear justification on the deactivation happened on DRM. Herein, **Table 1** provides a list of the influence of reaction temperature on DRM.

In a study carried out by Omoregbe et al. [8], the catalytic activity of the 10%Ni/SBA-15 over DRM were evaluated under the operating parameters of reaction temperatures (650-750°C) at ambient pressure with varying CH₄/CO₂ feed ratios and partial pressure. Results (**Fig. 1**) indicated both CO₂ and CH₄ conversions increased and less fluctuated with increasing reaction temperature. This can be explained by the carbonaceous deposit removal by CO₂ from the catalyst surface via reverse Boudouard reaction ($C + CO_2 \rightarrow 2CO$) which thermodynamically preferred at high reaction temperature of 700-750°C [16, 17]. A decline in the activity at 650°C, was due to the CH₄ decomposition reaction that produce carbon deposition resulted from the thermodynamically favoured at 650°C.

In the meantime, Cao and co-researchers [18] optimized the operating conditions of DRM for carbon deposition elimination by using thermodynamic calculations to investigate the influence of various operating temperatures (550-1200°C), on the H₂/CO ratio and the carbon deposition. At constant pressure (P=0.1MPa) and CH₄/CO₂ ratio (1.0), a reverse trend can be noticed with an increase in temperature ranged from 550-700°C. The results also inferred that significant and severe carbon depositions were observed between 546°C and 703°C, which can be ascribed to the secondary reactions of CH₂ cracking and CO dissociation that are referred as the primary reactions devoting to coke deposition. The former was stimulated at $550^\circ\text{C} \leq T \leq 1000^\circ\text{C}$ and $P \leq 0.1\text{MPa}$, whereas the moderately exothermic latter reaction was enhanced at $T \leq 700^\circ\text{C}$ and $P \geq 0.1\text{MPa}$. Meanwhile, the carbon deposits consumer, moderately endothermic CO₂ gasification

happened at $T \geq 703^\circ\text{C}$. They also claimed that reducing the reaction pressure or reducing the CH₄/CO₂ mole ratio could possibly have switched the carbon free regime at a lower reaction temperature.

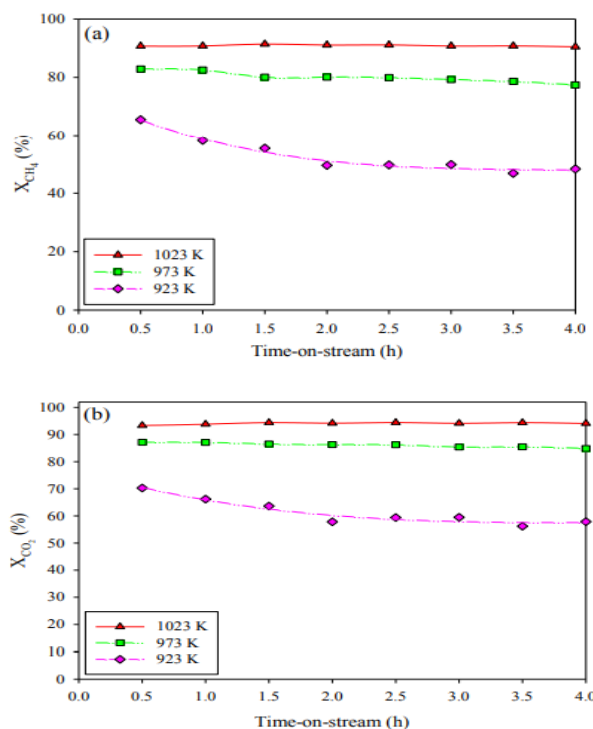


Fig. 1. Effect of reaction temperature on (a) CH₄ and (b) CO₂ conversions over 10%Ni/SBA-15 catalyst. Adapted from [8].

Same goes to the study carried out by Sidik et al. [19] in which the reaction rate increases with the increased temperature due to the endothermic nature of DRM process [$CH_4 + CO_2 \rightarrow 2CO + 2H_2$ ($\Delta H_{298K} = +247$ kJ mol⁻¹)] when using Ni-Co/MSN as catalyst [20]. Poor activity of the catalyst (low CH₄ and CO₂ conversions) can be observed at $T < 500^\circ\text{C}$ (**Fig. 2**), yet approximately CH₄ and CO₂ conversions of 80% were reached at $T > 700^\circ\text{C}$. Analysis of variance (ANOVA) confirmed that most significant variable that affected the CH₄ conversions was operating temperature. Besides, Zhang et al. (2003) [21] claimed that the composition of the reactant gases (CO₂ and CH₄) decreased whilst the conversions of reactants were increased (38-92%; 28-94%) with the concurrent increased of water production when the temperature was raised (450-800°C). The incline trend tended to reached plateau and then flattened out at $T > 700^\circ\text{C}$. These results can be attributed to the hot spots formation at a high operating temperature in comparison with the bulk catalysts bed's average temperature.

Furthermore, Ayodele and co-workers [22] varied the reaction temperatures at the range of 650-750°C to investigate the feasibility of the 20 wt%Co/80 wt%Nd₂O₃ catalyst over DRM. Under the feed ratio of CH₄/CO₂ = 1 and $T = 750^\circ\text{C}$, 62.7% and 82% were the maximum CH₄ and CO₂ conversions achieved, while the maximum H₂ and CO products yield were 59.9% and 62.02%, respectively. At 750 °C, the CH₄ conversion increased from 12.8% to 62.7% at CH₄: CO₂ of 0.1 to

1.0, while the conversion of CO₂ inclined from 50% to roughly 80% in the same CH₄: CO₂ range (CH₄: CO₂=0.1). Since the conversions recorded by both CH₄ and CO₂ were not similar, as opposed to their proposed methane dry reforming reaction (refers to Equation (1)), we posit that the CH₄ may exhibit poorer affinity to the catalyst, most likely due to the presence of stronger basic sites that favoured CO₂ adsorption as indicated by the TPD results.

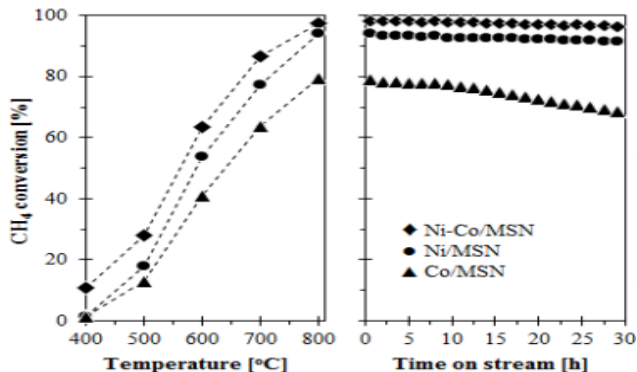


Fig. 2. Catalytic activity and stability of the Co/MSN, Ni/MSN and Ni-Co/MSN. Adapted from [19].

Meanwhile, Khavarian and Mohamed (2013) [23] suggested the CH₄ and CO₂ conversions over the synthesized MWCNTs were greatly influenced by the reaction temperatures within the range of 750-1000°C which also related to the endothermic nature of DRM. The catalyst exhibited high activity and stability with 82.68% conversion of CH₄ at 950°C, accompanied with insignificant activity loss. As such, the reaction rate of CH₄ and CO₂ over carbon nanotubes was affected significantly by the reaction temperature. Within the range of the reaction temperature studied, almost no coke formation over the catalyst surface and the syngas ratio was close to unity. The CH₄ conversion marked a drastic rise from 41.24% at 750°C to 98.86% at 1000°C. The CO₂ conversion was slightly surpassed the CH₄ conversion at the temperatures lower than 825°C but then excelled the CO₂ conversion at higher temperatures. This can be correlated with the CH₄ and CO₂ adsorption and reaction rate competition over the MWCNTs with the temperature.

Furthermore, a thermodynamic equilibrium analysis for DRM was done by Nikoo and Amin [24]. Reaction temperatures were set at 200-1200°C to investigate the equilibrium conversions, product compositions and solid carbon formation at different CO₂/CH₄ ratios (0.5–3) as well as reaction pressure (101.3–2533.1 kPa). For all CO₂/CH₄ ratios, CH₄ conversion almost drastically increased with increasing temperature up to 727°C, meanwhile, for CO₂ conversion, a gradual decline can be observed with temperature start from 300°C to about 550–600°C. The decreasing trend for CO₂ conversion can be mainly described by CO₂+ 2H₂↔C+ 2H₂O. This exothermic reaction spontaneously occurs at low temperature but diminishes as the equilibrium constant decreases and reduces CO₂ conversion. In addition, side reaction namely carbon dioxide methanation (CO₂+ 4H₂↔CH₄+

2H₂O) which is exothermic and promoted at a lower temperature (300°C-650°C) also devoted to the same declining trend.

Table 1. Influence of reaction temperature on catalytic activity.

Catalyst	WHSV (L.g ⁻¹ h ⁻¹)	CH ₄ /CO ₂	T (°C)	X (%)		Ref.
				CO ₂	CH ₄	
Ni/SBA-15	24	1	650	70	64	[8]
			700	87	83	
			750	91	94	
Ni-Co/MSN	15	1	450	-	10	[18]
			550	-	62	
			800	-	97	
Co/Nd ₂ O ₃	30	1	650	74	30	[22]
			700	78	38	
			750	80	63	
Co-Mo-MgO/MWCNTs	140	1	750	17	25	[23]
			850	56	92	
			950	90	98	
15%Ni/Al ₂ O ₃	30	1	600	67	45	[25]
			650	53	30	
			700	83	58	
30%Ni/Al ₂ O ₃	30	1	600	45	7	[25]
			650	63	5	
			700	70	67	
Pt/CeO ₂ /α-Al ₂ O ₃	7.2	1	500	45	33	[21]
			600	65	55	
			700	80	76	
			800	90	90	
Ru/Al ₂ O ₃	18	1	635	81	73	[26]
			735	94	92	
			835	98	97	
LSRuZ	18	1	635	78	75	[26]
			735	95	93	
			835	98	98	
Ni/Al ₂ O ₃	-	1	200	FBR	21	[27]
			300		40	
Ni/MgO	18	1	700	FBR	57	[28]
			800		73	
			900		92	
Pt/Mg _{0.85} Ni _{0.15} O	15	2	700	FBR	38	[29]
			900		97	
MgCoAl	6	1	400	FBR	19	[30]
			550		65	
Ni/hydrothermalite	-	1	450	FBR	13	[31]
			600		60	
			800		95	
Ni-Co/La ₂ O ₃ -Al ₂ O ₃	6	1	500	FBR	19	[32]
			700		75	
			900		94	
Ni/La ₂ Zr ₂ O ₇	30	1	600	FBR	69	[33]
			650		79	
			700		89	

T= temperature, X= conversion.

Additionally, Schwengber at al. [25] performed DRM catalytic reaction tests by using 15% Ni/Al₂O₃ and 30% Ni/Al₂O₃ catalysts under the reaction temperature (600–700°C range). In general, increasing the reaction temperature in the DRM led to higher H₂ yields and higher conversions of CH₄ and CO₂. Higher CH₄ conversion (average of 59%) was found to be at the 650°C by 30% Ni/Al₂O₃ catalyst, while other conversions fall in the range of 30 to 40%. The H₂ yield was obtained at 700°C for both 15% Ni/Al₂O₃ and 30% Ni/Al₂O₃ catalysts, but the formation rate dropped at the 4th hour time-on-stream. These results showed that not only complete DRM occurred, but also other undesired reactions. The results proposed the co-existence of secondary reactions, which included reverse water-gas shift reaction (CO + H₂O ↔ CO₂ + H₂), Boudouard reaction (2CO ↔ C + CO₂) and CO reduction (CO + H₂

$\leftrightarrow \text{C} + \text{H}_2\text{O}$) that led to coke formation, low product yield and low reactants' conversions [34, 35].

After all, coke accumulations are the main contributor over the catalysts deactivation which leading to severe reactor tubing blockage and physical disintegration of the catalyst framework. This circumstance was evidenced to have close connection on the reaction temperature conducted as DRM reaction was inevitably accompanied by numerous side reactions. Due to the endothermic nature of the reaction, high temperature ($>750^\circ\text{C}$) is the main accomplishment to attenuate coke deposition.

2.2 CO₂ and CH₄ partial pressure

Owing to the vital role of reactants partial pressures on DRM on providing the quantities of reactants, a number of the reported papers are dedicated to elucidate the relationship between the reactants (CO₂ and CH₄) partial pressure on the product yield and carbon deposition over DRM. Appropriate CO₂ and CH₄ partial pressures can minimize the happening of secondary reactions that were known to be main culprits for coke formation and catalyst deactivation. **Table 2** summarizes the comparison study on the effect of reactants partial pressure on the catalytic performance over DRM.

Omogegbe et al. [8] reported on the DRM activity over 10%Ni/SBA-15 catalyst at feed partial pressure of 20-60kPa (**Fig. 3**). When CO₂ partial pressure (P_{CO_2}) was increased, an increasing trend was observed for CH₄ conversion, whilst CO₂ conversion showed a substantial decline and exhibited an optimum performance at $P_{\text{CO}_2} = 30\text{-}50\text{kPa}$. The incline trend for CH₄ conversion with increasing of P_{CO_2} (20-60kPa) was credited to the escalating intermediate by-product, H₂O formation by RWGS reaction ($\text{CO}_2 + \text{H}_2 \rightarrow \text{CO} + \text{H}_2\text{O}$) which promoted CH₄ steam reforming ($\text{CH}_4 + \text{H}_2\text{O} \rightleftharpoons \text{CO} + 3\text{H}_2$) as well. On the contrary, the considerable decline of CO₂ conversion with rising P_{CO_2} (20-60kPa) was owing to the superabundance of CO₂ and inadequate quantity of CH₄ to act as limiting reactant for transforming CO₂-rich feed composition [24, 36]. Furthermore, the drop in CO₂ conversion with rising P_{CO_2} also can be linked to the active Ni⁰ metallic site oxidation at the catalyst surface to NiO ($\text{Ni} + \text{CO}_2 \rightarrow \text{NiO} + \text{CO}$) in excess CO₂ circumstance. However, the rising in the P_{CH_4} (20-60kPa) remarkably decreased both the reactants conversions, which was due to the increased carbon formation rate along with the occurrence via CH₄ cracking ($\text{CH}_4 \rightarrow \text{C} + 2\text{H}_2$) in CH₄-rich feed [32]. Furthermore, CH₄ decomposition was easily facilitated in the CH₄-excess environment further enhance the decomposition rate and promoting carbon deposition [4].

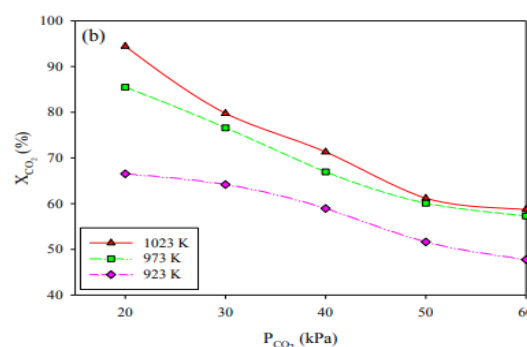
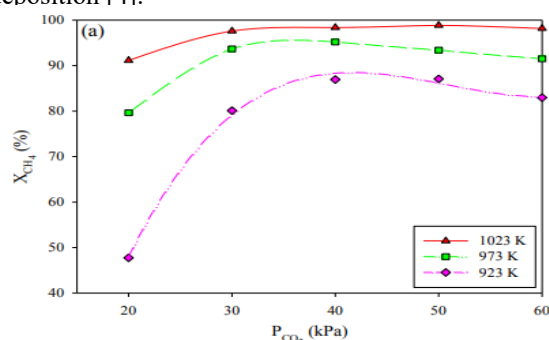


Fig. 3. Effect of CO₂ partial pressure on (a) CH₄, and (b) CO₂ conversions over 10%Ni/SBA-15 catalyst at temperature range of 650-750 °C. Adapted from [8].

Likewise, Cao et al. [18] found that the reactants partial pressure reaction also affected the carbon formation rate during DRM. Results indicated that carbon deposition decreased when the partial pressures varied from 0.05 to 5MPa at 1200°C. This finding was due to the CO dissociation ($2\text{CO} \rightleftharpoons \text{C} + \text{CO}_2$) to form carbon was inhibited as the partial pressure increased, thus the carbon formation tendency shifted to higher temperature region [18, 37]. Therefore, it would be preferable to yield syngas suitable for the long-chain hydrocarbons synthesis at high pressure, as post syngas compression by using high CO content is not a technically liable mission. Another previous literature reported by Ayodele and co-researchers (2017) [22] also found that reactants consumption rates increased proportionally with the increase in pressure (5-50 kPa) when Co/Nd₂O₃ was employed as catalyst according to the proposed Langmuir-Hinshelwood kinetic mechanism.

Furthermore, Nikoo and Amin (2011) [24] investigated on the effect of system pressure on CH₄ and CO₂ conversions, main products distribution and H₂/CO ratio at 900 °C, CO₂/CH₄ ratio of 1. CO₂ and CH₄ conversions were always excelled at lower pressures than those at higher pressures during reaction temperature at 900°C. This proposes that at such a high temperature, greater pressures can impede the effect of temperature on increased reactant conversion. These decreased trends can be expressed by the endothermic trait of CRM. Besides, CH₄ decomposition ($\text{CH}_4 \rightarrow \text{C} + 2\text{H}_2$) and CO disproportionation ($2\text{CO} \rightarrow \text{CO}_2 + \text{C}$) facilitate in lowering CH₄ and CO₂ conversions, as well as obstructing CO and H₂ formation at the higher pressures. Another research done by Ayodele et al. (2015) [38] investigated on the influences of reactants' (CH₄ and CO₂) partial pressures on the catalytic performance of the ceria-supported cobalt catalyst. The experiment was conducted by maintaining the partial pressure of one reactant constant at 50 kPa and varied the other reactant pressure between 5-50 kPa and vice versa at reaction temperatures of 650-750°C. The highest conversion of CH₄ and CO₂ were acquired to be 78 and 80% at CH₄ and CO₂ partial pressure of 45 and 25 kPa, respectively. Syngas ratio of 1.0 was yielded at CH₄ partial pressure of 40 kPa. They also expressed that catalysts with basic support (electron-rich surface) such as ceria could improve the acidic gas adsorption such as

CO₂. In the region of low partial pressure of CO₂, due to the prevalence of excess CH₄ and lack of CO₂, most likely, CH₄ underwent catalytic decomposition into C and H₂. Consequently, the reverse Boudouard reaction is favored leading to high conversion of CO₂.

In a nutshell, neither CO₂ nor CH₄ surplus environment can escaped from the co-occurrence of the secondary reactions that arose depends on the supply of the reactant gases. Thereupon, the optimal partial pressures for reactant gases varied with distinct catalysts adopted as well as other operating conditions.

Table 2. Influence of CO₂ and CH₄ partial pressure on catalytic activity.

Catalyst	T (°C)	CO ₂ /CH ₄	W (L.g ⁻¹ h ⁻¹)	P (kPa)		X (%)		Ref.
				CO ₂	CH ₄	CO ₂	CH ₄	
Ni/ SBA-15	750	1	24	20	20	95	90	[8]
				40	20	73	97	
				60	20	64	96	
				20	20	92	90	
				20	40	84	56	
				20	60	78	40	
Co/ CeO ₂	750	1	30	10	50	93	62	[38]
				30	50	87	75	
				50	50	70	73	
				50	10	37	35	
				50	30	64	48	
				50	45	84	62	

T= temperature, W= WHSV, X= conversion.

2.3. CH₄/CO₂ ratio

According to the stoichiometric equation of DRM (CO₂ + CH₄ → 2CO + 2H₂), the CO₂/CH₄ = 1 case represents the stoichiometric oxidant supply of reactants. Since the role of CO₂ in DRM is similar to the oxidant in combustion, CO₂/CH₄ with values less or greater than 1 represent the oxidant-lean and oxidant-rich cases, respectively. Thus, investigations on the CH₄/CO₂ ratio using different catalysts for DRM have been reported and compared as well in **Table 3**. Intriguingly, the results obtained by Cao et al. (2017) [18] evidenced that the CH₄/CO₂ mole ratio was the key factor to adjust H₂/CO mole ratio, rather than adjusting the reaction pressure. Moreover, carbon formation decreased as CH₄/CO₂ mole ratio decreased, which indicates that reaction CH₄ decomposition (CH₄ → C + 2H₂) was promoted to eliminate carbon formation with larger CH₄/CO₂ mole ratio for the whole temperature range. The statement was only valid for the operating temperature > 900°C, meanwhile changing pressure could be used as an alternative option at operating temperature < 900°C for adjustment of H₂/CO mole ratio as compared to varying CH₄/CO₂ mole ratio. According to the stoichiometric equation of CRM (CO₂ + CH₄ → 2CO + 2H₂), the CO₂/CH₄ = 1 case represents the stoichiometric oxidant supply of reactants. Since the role of CO₂ in DRM is similar to the oxidant in combustion, CO₂/CH₄ with values less or greater than 1 represent the oxidant-lean and oxidant-rich cases, respectively. Chein et al. (2017) [39] implied that at the oxidant-rich condition in which the CO₂ supply was excessive, CH₄ conversion can be further improved as compared to the lower CO₂ conversion results for the oxidant-rich case.

Under the same CH₄ supply but less than the stoichiometric amount CO₂ supply, less CO can be produced with excessive CO₂ supply, since CO is one of the product elements [24].

Meanwhile, the CH₄ conversion increased gradually with the increase of CO₂: CH₄ ratio from 1 to 5 as suggested by Sidik et al. (2016) [19] (**Fig. 4**). This observation implied that the CO₂ has a positive impact on the CH₄ conversion as it can act as an active oxidant [38]. This result could also be interpreted through the disproportionation reaction by the Le Chatelier's principal which explained that the surpass CO₂ could enhance the amount of CH₄ being converted to CO and H₂. Besides, the stoichiometric effects of feed ratio on DRM to produce H₂ and CO also examined by Osazuwa and Cheng (2017) [40] using three different stoichiometric feed ratios (CO₂/CH₄ = 0.5, 1, 2) at temperature of 750°C. At CO₂/CH₄ ratio of 0.5 where CO₂ was the limiting reagent, 66 % CH₄ conversion was achieved. When DRM was carried out at equimolar feed ratio (CO₂/CH₄ = 1), the highest CH₄ conversion was marked at 84% due to the exact matching with the stoichiometry ratio. Moreover, an increase in feed ratio from 0.5 to 1.0 witnessed a noticeable rise in the H₂ production from 45% to 60%. Moreover, the reverse gas shift (CO₂ + H₂ → CO + H₂O) uses up the H₂ produced, thus leading to a drop in H₂ yield.

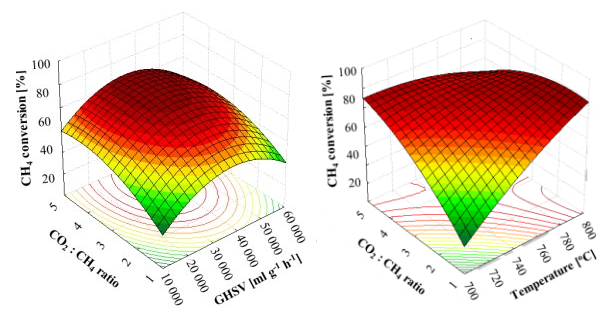


Fig. 4. Response surface plot of the combined (a) CO₂:CH₄ ratio and GHSV, (b) CO₂:CH₄ ratio and reaction temperature. Adapted from [19].

In addition, the effect of varying the feed molar ratios of CO₂: CH₄ on the conversions and product selectivity was investigated over the catalyst Pt (8%)/CeO₂(20%)/α-Al₂O₃ in a range of feed molar ratios (CO₂: CH₄) from 1.0: 3.0 to 3.0: 1.0 at 650°C were reported by Zhang et al. (2003) [21]. The CH₄ conversion was found to increase with the increment of CO₂: CH₄ ratio, while the CO₂ conversion decreased. The secondary reaction between CO₂ and H₂ took place when CO₂ was in excess to produce the by-products, thus resulted in the decrease in H₂:CO ratio in the product. This demonstrated that the reforming reaction was inactive while accompanied with the reverse water-gas shift reaction (CO₂ + H₂ → CO + H₂O). Gaur et al. (2012) [26] studied the effect of the CH₄/CO₂ feed ratio (0.5, 1, 2) on La_{1.97}Sr_{0.03}Ru_{0.05}Zr_{1.95}O₇ (LSRuZ) and 0.5% Ru/Al₂O₃ catalyst [26]. The superior performance of 0.5% Ru/Al₂O₃ over LSRuZ suggested kinetically faster happening of RWGS reaction than on LSRuZ.

Meanwhile, the CH₄ conversions for 0.5% Ru/Al₂O₃ and LSRuZ were 62% and 58%, respectively at CH₄/CO₂ = 2:1. This can be elucidated that higher CH₄ decomposition over 0.5% Ru/Al₂O₃ than LSRuZ at this feed ratio.

The effects of feed ratios (CH₄: CO₂) ranged 0.1-1.0 also investigated by Ayodele et al. (2016) [22]. Maximum CH₄ and CO₂ conversions of 62.7% and 82%, respectively, were obtained at feed ratio of 1.0 (highest ratio employed) and reaction temperature of 750°C (**Fig. 5**). Moreover, the production of syngas was observed to increase with feed ratio, reaching the maximum product yield of 59.9% and 62.02% for H₂ and CO. Additionally, the effects of CO₂/CH₄ ratio (0.5–3) on equilibrium conversions, product compositions and solid carbon was studied by Nikko and Amin (2011) [24]. Meanwhile, CH₄ conversion increases with CO₂/CH₄ ratio implying the CO₂ gas as a soft oxidant has a positive effect on CH₄ conversion. When CO₂/CH₄ ratios <1, the amount of H₂ produced enhances within the whole investigated temperature, as CO₂ is the limiting reactant and the RWGS reaction cannot simultaneously improve along with partial oxidation of methane (CH₄+ ½ O₂ ↔ CO + 2H₂). Meanwhile, the number of H₂ moles produced decreases with increasing CO₂/CH₄ ratio from 0.5 to 1 at a specified temperature. The declining trend of H₂ either for specified CO₂/CH₄ ratios (>1) versus different temperatures or for specified temperature (> 973 K) versus different CO₂/CH₄ ratios (>1) are presumably ascribed to RWGS reaction in which H₂ produced reacts with CO₂ to form water and CO. Generally, H₂ production becomes lower with increasing CO₂/CH₄ ratio due to CH₄ being a more intensive limiting reactant restricted the source of hydrogen atoms.

Fakeeh et al. [41] also found that an increase in CH₄/CO₂ ratio (0.25-2.33) over Ni/SiO₂ increased the CO₂ conversion, but decreased the CH₄ conversion. The higher CH₄ conversion than thermodynamic equilibrium suggested the happening of side reaction, CH₄ decomposition. When CH₄/CO₂ ratio was > 1, CH₄ conversion increased and was quite similar with the thermodynamic equilibrium. Similar trends also reported by Serrano-Lotina et al. [31], Xu et al. [32], Meshkani et al. [42], and Meshkani and Rezaei [43]. Indeed, high CH₄ composition in the reactants facilitates CH₄ cracking and coke deposition, resulting in catalyst instability. When the feedstock of CH₄ = CO₂, the coke removal rate by CO₂ is less than that of coke formation by CH₄ cracking.

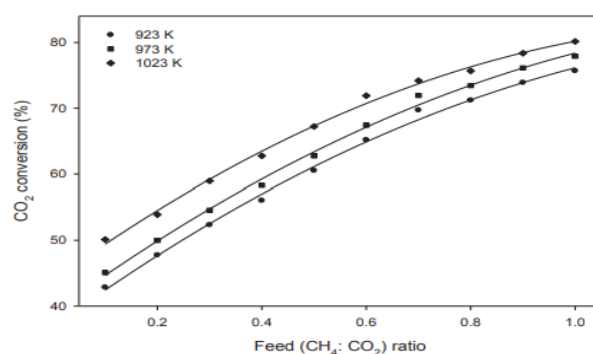
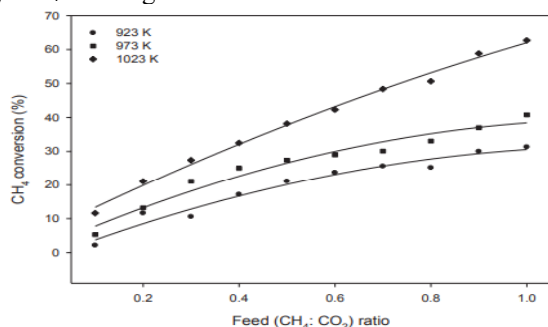


Fig. 5. Conversion of (a) CH₄ and (b) CO₂ from methane dry reforming over 20 wt%Co/80 wt%Nd₂O₃ catalyst. Adapted from [22].

In summary, a superabundance of CO₂ led to lower CO₂ conversion but higher CH₄ conversions. At this circumstance, higher quantity of H₂ was taken by RWGS reaction, so decreased H₂ selectivity. Thus, when CH₄/CO₂ > 1, CH₄ conversion decreased but H₂ selectivity higher. From the previous studies, it can be concluded that CH₄/CO₂ ratios between 1 and 1.43 seem to be the most optimal feedstock ratio to attain the best catalytic performance with low coke deposition and metal sintering.

Table 3. Influence of CH₄/CO₂ ratio on catalytic activity.

Catalyst	T (°C)	CH ₄ /CO ₂ ratio	W (L.g ⁻¹ h ⁻¹)	X (%)		Ref.
				CO ₂	CH ₄	
Ni-Co/MSN	750	1.0	15	-	87	[19]
		3.0		-	85	
		5.0		-	83	
SmCoO ₃	750	0.5	30	90	65	[40]
		1.0		85	85	
		2.0		53	55	
Pt/CeO ₂ /α-Al ₂ O ₃	750	0.5	7.2	93	53	[21]
		1.0		75	65	
		2.0		58	85	
		3.0		48	90	
Co/Nd ₂ O ₃	750	0.4	30	63	30	[22]
		0.6		72	40	
		0.8		75	48	
		1.0		78	62	
Ru/Al ₂ O ₃	785	0.5	18	96	99	[26]
		1.0		95	96	
		2.0		64	62	
LSRuZ	785	0.5		60	98	
		1.0		95	95	
		2.0		95	57	
		2.0		95	57	
Ni/SiO ₂	575	0.25	-	-	31	[41]
		0.67		45		
		1.00		49		
		1.50		57		
		2.33		65		
Ni/Hydro-talcite	700	0.67	21	FBR	60	[31]
		0.83		73		
		1.00		81		
		1.43		82		
		2.50		86		
Ni-Co/La ₂ O ₃ -Al ₂ O ₃	800	0.33	6	FBR	59	[32]
		0.67		75		
		1.00		96		
		1.50		100		
		3.00		100		
Ni/MgO	700	0.50	18	FBR	60	[42]
		0.67		66		
		1.00		77		
		2.00		82		
Ni/MgO	700	0.33	10	FBR	62	[43]

		0.50			69
		1.00			84
		2.00			90

T= temperature, W= WHSV, X= conversion.

2.4 WHSV

Weight hourly space velocity (WHSV) is related to the residence time for the interaction between catalyst particles and the reactants on the catalyst bed. Optimal WHSV can facilitated the reactants' conversions by providing satisfactory catalyst-reactant interaction. Published journals on the effects of weight hourly gas velocity (WHSV) on DRM using distinct catalysts were tabulated in **Table 4**. Parametric study on the DRM performance over the reactant volumetric flow rate effect in terms of catalyst weight versus reactant flow rate (W/F_0) were executed by Chein et al. [39]. In this study, W is fixed while F_0 was varied throughout the investigation. With the increased W/F_0 by decreasing the reactant flow rate, the higher reaction rate was achieved which led to higher reactants conversions. This enhancement was due to the increased residential contact time of the reactants with the catalyst. In addition, the high reaction rate resulted from higher W/F_0 , resulted in higher carbon yield as well. Meanwhile, CH_4 and CO_2 conversions became independent of W/F_0 when operating temperatures are $> 1000^\circ C$ and $800^\circ C$, respectively.

Similar finding was also reported by Sidik et al. [19], that CH_4 conversion also increased with the increased in the WHSV until reached the optimal point, the further increment in the WHSV value decreased the CH_4 conversion. This was also related to the effect of residence time brought by WHSV, that resulted in the shorter contact time for the interaction between reactants and the catalyst, thus lowering its catalytic activity. Moreover, similar observation was reported by Schwengber et al. (2016) [25] that demonstrated the catalytic reaction tests at different space velocities (WHSV of 15 and $45 \text{ L}\cdot\text{h}^{-1}\cdot\text{g}_{\text{cat}}^{-1}$) by using 15%Ni/Al₂O₃ and 30%Ni/Al₂O₃ catalyst. From the results acquired, CH_4 conversion was also found to be decreased when WHSV increased. Apart from relating with the residence time, the finding can be understood in another way round that larger quantity of catalyst or longer bed length (lower WHSV) in the reaction bed favoured the reactants conversion and product formation [44].

In another studies by Xu et al. [32] and Meshkani et al. [42] whom adopted Ni-Co/La₂O₃-Al₂O₃ and Ni/MgO catalysts also witnessed the decline trends of the conversions with increasing GHSV. They proposed that high GHSV is beneficial in reducing metallic sintering and increasing the crystallites sizes during the reaction. They further declared that even though high GHSV offers higher contact frequency between the reactants and the catalyst but a shorter residence time, thus lower CH_4 and CO_2 conversions were resulted. This phenomena were also in agreement with the findings obtained by Meshkani and Rezaei. [43], which also reported the negative effect on conversions upon increasing GHSV.

The effect of gas hour space velocity (GHSV) on the catalytic performance of Ni/La₂Zr₂O₇ and Ni/hydrotalcite-like precursor catalysts were also studied by le Saché et al. [33] and Serrano-Lotina et al. [36]. Similar findings also observed when a greater extent of activity drop was witnessed after doubling the GHSV; however, the overall conversions achieved were still comparably good especially for CO_2 . Furthermore, it was also noted that CH_4 conversion decreased by a greater extent than CO_2 , owing to the difficulty in overcoming the relatively stable C-H bonds present in CH_4 for its activation.

In summary, large WHSV was not favoured for the conversions of reactants and product yield, which can be claimed on the shorter residence time between both catalyst and reactants. Lower WHSV was somehow preferable in enhancing DRM activity which enable a longer contact time for catalyst to activate the reactants' behaviours. At these conditions, mass transfer dominates and kinetic control is the decisive factor when the reactants conversions achieved up to the thermodynamics equilibrium points.

Table 4. Influence of weight hourly space velocity (WHSV) on catalytic activity.

Catalyst	W (L.g ⁻¹ h ⁻¹)	CH ₄ /CO ₂	T (°C)	X (%)		Ref.
				CO ₂	CH ₄	
Ni-Co/MSN	20	1	750	-	82	[19]
	40			-	76	
	60			-	44	
15% Ni/Al ₂ O ₃	15	1	650	43	85	[25]
	30			55	28	
	45			52	42	
30% Ni/Al ₂ O ₃	15	1	650	55	62	[25]
	30			68	5	
	45			45	28	
Ni-Co/La ₂ O ₃ -Al ₂ O ₃	3	1	800	96	85	[32]
	6			95	88	
	9			90	86	
	12			93	85	
	18			90	80	
Ni/La ₂ Zr ₂ O ₇	15	1	700	91	87	[33]
	30			90	86	
	60			75	55	

T= temperature, W= WHSV, X= conversion.

3 Conclusion

The great potential of dry reforming of methane (DRM) to be served as energy transformation and storage system that provide alternatives energies is undeniably the most crucial technology for the sake of future chemical industry and environment. The greatest strength of this reaction is the consumption of the two main components of greenhouse gases (CO_2 and CH_4) to generate syngas (H_2+CO). Meanwhile, this reaction was prone to catalyst deactivation due to the thermodynamic nature of the reaction impelled coke formation with the happening of several side reactions. Researches on seeking the excellent and efficient catalysts had achieved the desired accomplishment with the Ni-based catalysts are the most promising in term of its application and economic value. Although the nature and morphology of the supports, active metals used or even the promoters adopted affected the operation of DRM, still the operating conditions during DRM are the other issues that result in

the carbon deposition. High temperature ($>750^{\circ}\text{C}$) is favourable for the endothermic DRM reaction, where this temperature will result in minimal of coke deposition. The optimal partial pressures for reactant gases could not be determined specifically as they may vary with different types of catalysts used. It can be concluded that CH_4/CO_2 ratios between 1 and 1.43 seem to be the most optimal feedstock ratio to attain the best catalytic performance with low coke deposition and metal sintering. WHSV between $15\text{-}30\text{ L}\cdot\text{h}^{-1}\cdot\text{g}_{\text{cat}}^{-1}$ has been suggested to be able in enhancing DRM activity by enabling an appropriate contact time for catalyst to activate the reactants' behaviours. In short, this review summarized the various operating conditions studied in the previous literature to provide a clear benchmark for the future DRM studies for the sake to realize the commercialization of this technology in the foreseeable future.

Acknowledgement

The author wants to acknowledge Universiti Teknologi PETRONAS and ICRF grant 015ME0-194 and YUTP grant (0153AA-E75). Support from Ministry of Education Malaysia through HiCoE award to CBBR is duly acknowledged.

References

- [1] J. Estephane, S. Aouad, S. Hany, B. El Khoury, C. Gennequin, H. El Zakhem, J. El Nakat, A. Aboukar's, E. Abi Aad, *Int J Hydrogen Energy* **40**, 9201-9208 (2015)
- [2] Y. Yao, D. Hildebrandt, D. Glasser, X. Liu, *Ind Eng Chem Res* **49**(21), 11061-11066 (2010)
- [3] H. D. Setiabudi, C. C. Chong, S. M. Abed, L. P. Teh, S. Y. Chin, *J Environ Chem Eng* **6**(1), 745-753 (2018) [4] B. V. Ayodele, M. R. Khan, C. K. Cheng, *J Nat Gas Sci Eng* **27**, 1016-1023 (2015)
- [5] C.C. Chong, N. Abdullah, S.N. Bukhari, N. Ainirazali, L.P. Teh, H.D. Setiabudi, *Int J Hydrog. Energ* **44**(37) 20815-20825 (2018)
- [6] S. Y. Foo, C. K. Cheng, T.-H. Nguyen, A. A. Adesina, *Catal Today* **164**(1), 221-226
- [7] C.C. Chong, S.N. Bukhari, Y.W. Cheng, H.D. Setiabudi, A.A. Jalil, C. Phalakornkule, *Appl Catal A* **584**, 117174. (2019)
- [8] O. Omoregbe, H. T. Danh, C. Nguyen-Huy, H. D. Setiabudi, S. Z. Abidin, Q. D. Truong, D.-V. N. Vo, *Int J Hydrogen Energy* **42**(16), 11283-11294 (2017)
- [9] M. Usman, W. M. A. Wan Daud, H. F. Abbas, *Renew Sustain Energy Rev* **45**, 710-744. (2015)
- [10] S. Arora, R. Prasad, *RSC Adv* **6** 108668-108688. (2016)
- [11] W.-J. Jang, J.-O. Shim, H.-M. Kim, S.-Y. Yoo, H.-S. Roh, *Catal. Today* **324**,15-26 (2019)
- [12] J.-M. Lavoie, *Frontiers in Chemistry* **2** (2014).
- [13] N.A.K. Aramouni, J.G. Touma, B.A. Tarboush, J. Zeaiter, M.N. Ahmad, *Renew Sust Energ Rev* **82**, 2570-2585 (2018)
- [14] M.A.A. Aziz, H.D. Setiabudi, L.P. Teh, N.H.R. Annuar, A.A. Jalil, *J Taiwan Inst.Chem E* **101**, 139-158 (2019)
- [15] Y.W. Cheng, Z.S. Lee, C.C. Chong, M.R. Khan, C.K. Cheng, K.H. Ng, S.S. Hossain, *Int J Hydrogen Energ.* **44**(37), 20711-20724 (2018).
- [16] M.C.J. Bradford, M.A. Vannice, *Catal Rev* **41**, 1-42. (1999)
- [17] C.C. Chong, L.P. Teh, H.D. Setiabudi, *Mater Today Energ* **12** (2019) 408-417.
- [18] P. Cao, S. Adegbite, T. Wu, *Energ Procedia*, **105** 1864-1869 (2017)
- [19] S. M. Sidik, S. Triwahyono, A. A. Jalil, Z. A. Majid, N. Salamun, N. B. Talib, T. A. T. Abdullah, *Chem Eng J* **295**, 1-10. (2016)
- [20] U. Izquierdo, V. L. Barrio, J. Requieres, J. F. Cambra, M. B. Güemez, P. L. Arias, *Int J Hydrogen Energ* **38**(18), 7623-7631. (2013)
- [21] X. Zhang, C. S.-M. Lee, D. M. P. Mingos, D. O. Hayward, *Catal Lett* **88**(3), 129-139 (2003)
- [22] B. V. Ayodele, S. S. Hossain, S. S. Lam, O. U. Osazuwa, M. R. Khan, C. K. Cheng, *J Nat Gas Sci Eng* **34**, 873-885 (2016)
- [23] M. Khavarian, A. Mohamed, *Nanoparticles Mater Sci Forum* **756**, 182-189 (2013)
- [24] M. K. Nikoo, N. A. S. Amin, *Fuel Process Technol* **92**(3), 678-691 (2011)
- [25] C. A. Schwengber, F. A. da Silva, R. A. Schaffner, N. R. C. Fernandes-Machado, R. J. Ferracin, V. R. Bach, H. J. Alves, *J Environ Chem Eng* **4**(3), 3688-3695 (2016)
- [26] S. Gaur, D. Pakhare, H. Wu, D. J. Haynes, J. J. Spivey, *Energ Fuels* **26**(4), 1989-1998. (2012)
- [27] D. Takami, Y. Ito, S. Kawaharasaki, A. Yamamoto, H. Yoshida, *Sustain Energy Fuels* **3**, 2968-2971 (2019)
- [28] B. Al-swai, N. Osman, B. Abdullah, *AIP Conference Proceedings* **1891**(1):020028 (2017)
- [29] F. Aldoghachi, A. Islam, Z. Zainal, M. Saiman, Z. Embong, Y.H. Taufiq-Yap, *PLOS ONE* **11**, 0145862 (2016)
- [30] G. Souza, N. Marcilio, O. Perez-Lopez, *Mater Res* **17** 1047-1055 (2014)
- [31] A. Serrano Lotina, L. Daza, *Int J Hydrogen Energ* **39**, 4089 (2013)
- [32] J. Xu, W. Zhou, Z. Li, J. Wang, J. Ma, *Int J Hydrogen Energ* **35**, 13013-13020 (2010)
- [33] E. le Saché, L. Pastor-Pérez, D. Watson, A. Sepúlveda-Escribano, T.R. Reina, *Appl Catal B-Environ* **236**, 458-465 (2018)
- [34] C.C. Chong, Y.W. Cheng, M.B. Bahari, L.P. Teh, S.Z. Abidin, H.D. Setiabudi, *Int J Hydrogen Energ* (2020).
- [35] C.C. Chong, H.D. Setiabudi, A.A. Jalil, *Int J Hydrogen Energ* **45**, 18533-18548 (2020)
- [36] A. Serrano-Lotina, L. Daza, *Int J Hydrogen Energ* **39**, 4089-4094 (2014)
- [37] C.C. Chong, Y.W. Cheng, H.D. Setiabudi, N. Ainirazali, D.-V.N. Vo, B. Abdullah, *Int J Hydrogen Energ* **45**, 8507-8525 (2020)
- [38] B.V. Ayodele, M.R. Khan, C.K. Cheng, *J Nat Gas Sci Eng* **27**(2), 1016-1023 (2015)
- [39] R.Y. Chein, W.H. Hsu, C.T. Yu, *Int J Hydrogen Energ* **42**, 14485-14500 (2017)
- [40] O.U. Osazuwa, C.K. Cheng, *Malay J Catal* **2** ,12-17 (2017)
- [41] A. Fakeeha, A. Alfatesh, M. Soliman, A. Ibrahim, *16th World Hydrogen Energy Conference* **1**, 245-256 (2006)
- [42] F. Meshkani, M. Rezaei, M. Andache, *J Ind Eng Chem*, **20**,1251-1260 (2014)
- [43] F. Meshkani, M. Rezaei, *J Nat Gas Chem* **20**, 198-203 (2011)
- [44] N. Rahemi, M. Haghghi, A.A. Babaluo, S. Allahyari, M.F. Jafari, *Energy Convers. Manag* **84**, 50-59 (2014)