

Technical and economic analysis of parameters of urban distribution electric networks 10 kV

A D Taslimov¹, S A Keshuov², Najimatdinov R K³, Kh Aminov¹, A A Yuldashev³,

¹Tashkent State Technical University named by Islam Karimov, Tashkent, Uzbekistan

²Kazakh National Agrarian University, Almaty, Kazakhstan

³Karakalpak State University

Abstract. In the article, using the criterion analysis method, the analysis of the stability of total costs, the sensitivity of parameters to changes in the initial data (to the analysis of the influence of errors in the initial data) is carried out, and recommendations are given on the use of the obtained parameters for 10 kV distribution electrical networks.

Keywords. Optimization, unification, optimal parameters, stability, sensitivity, similarity criterion.

1 Introduction

Solving the problem of choosing the parameters of electrical distribution networks (DET) requires the use of methods of mathematical and geometric programming. This method is the method of criterion analysis or programming [1-3], which makes it possible to solve a complex of problems of choosing parameters. An important advantage of the criterion analysis method is that some tasks of quantitative analysis (for example, the stability of the technical and economic function to parameters, the sensitivity of optimal solutions to the initial data) are solved without knowing the numerical values of the initial data [7-11].

Consider the total costs of 10 kV DET for one power source (PS), which, taking into account the total capital costs, operating costs and electricity losses, are determined by the expression [4-5]:

$$Z_C = Z_{C(1)} \sigma^{-0.5} S_{T(i)}^{-0.25} S_{PS}^{0.75} M_C^{0.5} + Z_{C(2)} \sigma^{-0.5} S_{T(i)}^{0.31} S_{PS}^{0.19} M_C^{1.06} F_{H,C} + Z_{C(3)} \sigma^{-0.5} S_{T(i)}^{-0.88} S_{PS}^{1.38} M_C^{-0.13} F_{H,C} N_{FC}^{-1} + Z_{C(4)} \sigma^{-0.5} S_{T(i)}^{0.04} S_{PS}^{2.46} M_C^{-1.21} F_{H,C}^{-1} N_{FC}^{0.3} \quad (1)$$

Where $Z_{C(i)}$, – initial data; N_{FC} , - number of standard cable cross-sections; $F_{H,C}$, - cross-sections of the head sections of cable lines 10 kV, mm²; M_C , – the number of lines outgoing from one PS; S_{PS} - power PS, mVA; $S_{T(i)}$ - installed capacity of transformers, kVA; σ - electrical load density, referred to as PS tires, mVA/km².

On the basis of (1), using the criterion analysis method, the economic values of the DET parameters corresponding to the minimum total costs are determined. The calculation results and their analysis are given in [6].

It should be pointed out that the results obtained in [5] are intermediate, since they were obtained without taking into account the stability and the zone of equal efficiency of total

costs. The study of the stability of the total costs of 10 kV DET in the area of its minimum involves an analysis of the applicability of discrete standard values of economic parameters in the area of equal efficiency of total costs and creates the prerequisites for further unification of these parameters [12-19].

To study economic sustainability based on (1), we write down the general criterion equation for a 10 kV network in the following form:

$$Z_i^* = \pi_{1e} M_i^{0.5} + \pi_{2e} M_i^{1.06} F_{2,i}^* + \pi_{3e} M_i^{*-0.13} F_{2,i}^* N_{F,i}^{*-1} + \pi_{4e} M_i^{*-1.21} F_{2,i}^{*-1} N_{F,i}^{*0.3}, \quad (2)$$

Where «*» - means that all parameters are expressed in relative units from their economic values; π_{1e} , π_{2e} , π_{3e} , π_{4e} – similarity criteria for economic options. Similarity criteria in matrix form are determined by the formula (2):

$$\pi_E = (\alpha^T)^{-1} \cdot \beta,$$

$$\alpha^T = \begin{pmatrix} \alpha_{11} & \dots & \alpha_{m1} \\ \dots & \dots & \dots \\ \alpha_{n1} & \dots & \alpha_{nm} \\ -1 & \dots & -1 \end{pmatrix}; \quad \pi_E = \begin{pmatrix} \pi_{1E} \\ \dots \\ \pi_{mE} \end{pmatrix}; \quad \beta = \begin{pmatrix} 0 \\ \dots \\ -1 \end{pmatrix}.$$

Here α^T - parameter exponent matrix; π_E – columnar matrix of similarity criteria; m - number of components of total costs; n - number of parameters.

For model (1), we compose the transposed matrix from the exponents of the parameters α^T and find the inverse matrix $(\alpha^T)^{-1}$:

$$\alpha^T = \begin{pmatrix} 0 & 0 & -1 & 0,3 \\ 0 & 1 & 1 & -1 \\ 0,5 & 1,06 & -0,13 & -1,21 \\ -1 & -1 & -1 & -1 \end{pmatrix}$$

$$(\alpha^T)^{-1} = \begin{pmatrix} -1,579 & -1,743 & 1,327 & -0,336 \\ 1,553 & 1,26 & -0,464 & -0,232 \\ -0,763 & 0,111 & -0,199 & -0,1 \\ 0,79 & 0,372 & -0,664 & -0,332 \end{pmatrix}$$

In this case, the economic values of the similarity criteria in matrix form are:

$$\begin{pmatrix} \pi_{1E} \\ \pi_{2E} \\ \pi_{3E} \\ \pi_{4E} \end{pmatrix} = \begin{pmatrix} -1,579 & -1,743 & 1,327 & -0,336 \\ 1,553 & 1,26 & -0,464 & -0,232 \\ -0,763 & 0,111 & -0,199 & -0,1 \\ 0,79 & 0,372 & -0,664 & -0,332 \end{pmatrix} \cdot \begin{pmatrix} 0 \\ 0 \\ 0 \\ -1 \end{pmatrix} = \begin{pmatrix} 0,336 \\ 0,232 \\ 0,1 \\ 0,332 \end{pmatrix}$$

Thus, the economic values of the similarity criteria are:

$$\begin{aligned} \pi_{1E} &= 0,336; & \pi_{2E} &= 0,232; \\ \pi_{3E} &= 0,1; & \pi_{4E} &= 0,332. \end{aligned}$$

Taking into account the values of the similarity criteria, the criterion equation takes the form:

$$Z_i = 0,336 M_{*i}^{0,5} + 0,232 M_{*i}^{1,06} F_{*i} + 0,1 M_{*i}^{-0,3} F_{*i} N_{*i}^{-1} + 0,332 M_{*i}^{-1,21} F_{*i}^{-1} N_{*i}^{0,3} \quad (3)$$

From equation (3) we obtain expressions that are directly used to study the economic sustainability of total costs:

$$\text{at } M_{*i} = 1, F_{*i} = 1 \quad Z_i^{N_{*i}} = 0,568 + 0,1 N_{*i}^{-1} + 0,332 N_{*i}^{0,3} \quad (4)$$

$$\text{at } M_{*i} = 1, N_{*i} = 1 \quad Z_i^{F_{*i}} = 0,336 + 0,332 F_{*i} + 0,332 F_{*i}^{-1} \quad (5)$$

$$\text{at } F_{*i} = 1, N_{*i} = 1 \quad Z_i^M = 0,336 M_{*i}^{0,5} + 0,232 M_{*i}^{1,06} + 0,1 M_{*i}^{-0,3} + 0,332 M_{*i}^{-1,21} \quad (6)$$

The analysis of the economic sustainability of total costs to changes in parameters is carried out according to the dependences in Fig. 1 constructed according to criterion equations (4) - (6).

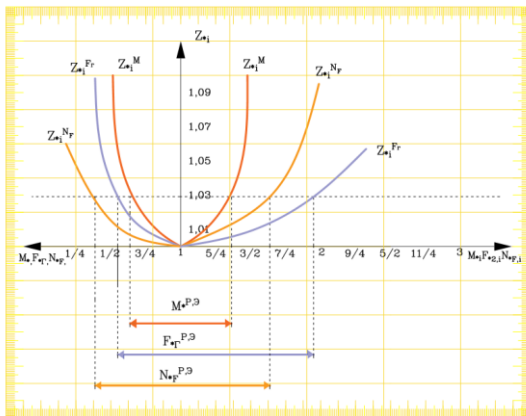


Fig.1. Investigation of the stability of the function of total costs to deviations of parameters from their economic values

Dependencies Fig. 1 allow to determine the degree of economic stability of the total costs for 10 kV DET to changes in individual parameters.

Fig. 1 it follows that the total costs are most resistant to changes in the parameters $N_{F,i}$ and $F_{H,i}$ and to the least extent to changes in the parameter M_i . In general, the parameters $N_{F,i}$ and $F_{H,i}$ have a significant area of equal efficiency; for example, when

$$Z_i = 1,05 : N_{*i}^{D.E} = 0,37 - 1,6, \quad F_{*i} = 0,45 - 1,9.$$

Thus, a significant equally economical zone of total costs for the parameters $N_{F,i}$ and $F_{H,i}$ on the one hand, creates the

preconditions for the unification of cable cross-sections, on the other hand, it does not allow to unambiguously select these parameters - the number and values of standard cross-sections of 10 kV DET cables. In this case, additional criteria are used for the final selection of these parameters [20-26].

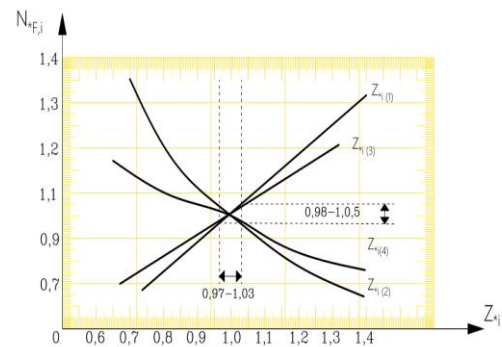
The obtained economic values of the parameters depend both on the initial data and on the completeness and accuracy of the total costs. When forming the total costs of 10 kV DET as a function of the number of cable cross-sections used, a number of assumptions and approximations were made, which affected the values of the generalized coefficients $Z_{C(i)}$. In addition, the influence of the initial data error on the parameters of the 10 kV DET needs to be clarified for practical purposes. Therefore, it is necessary to investigate the influence of possible changes in the initial data (generalized coefficients) on the values of the parameters, that is, the sensitivity of the economic parameters $N_{F,i}$, $F_{H,i}$ and M_i . From (5) we get:

$$N_{*i} = \frac{Z_i^{1,58} Z_i^{0,763}}{Z_i^{1,553} Z_i^{0,79}}, \quad (7) \quad F_{*i} = \frac{Z_i^{1,743}}{Z_i^{1,261} Z_i^{0,112} Z_i^{0,372}}, \quad (8)$$

$$M_{*i} = \frac{Z_i^{0,465} Z_i^{0,2} Z_i^{0,664}}{Z_i^{1,317}}, \quad (9)$$

Where $i=n, c$.

Expressions (7)-(9) show how the possible ranges of variation of the error of generalized constants (initial data) affect the economic values of the parameters. By (7)-(9) graphs of sensitivity were constructed (Fig. 2a, b, c).



a)

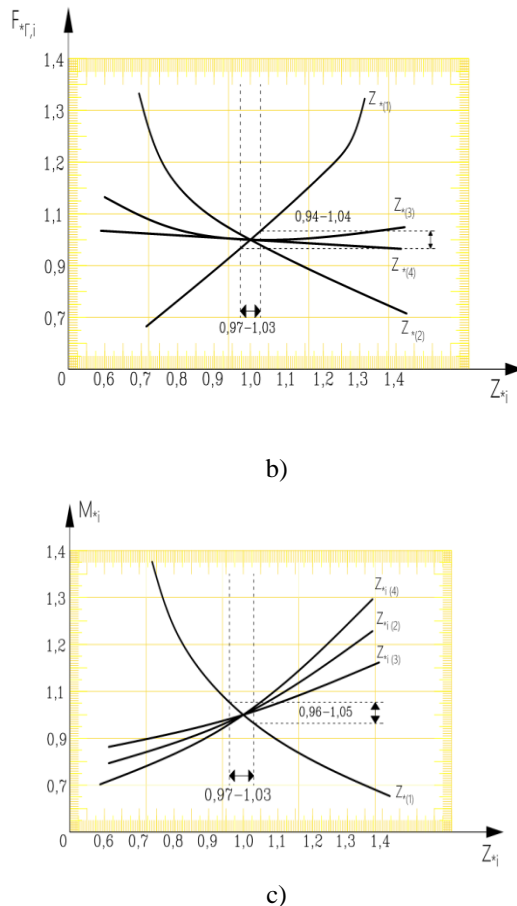


Fig. 2. Sensitivity of the number of used cable cross-sections (a), the cross-section of the head sections of the lines (b) and the number of lines outgoing from the PS (c) to changes in the initial data.3

As can be seen from Fig. 2c the number of outgoing lines 10 kV M_C (from PS) is most sensitive to a change in the generalized constants $Z_{C(1)}$, determined by the constant part of the unit cost of 10 kV cable lines M_C respectively. With the growth of $Z_{C(1)}$ the economic values of the M_C parameters decrease significantly [27-32].

The economic values of the cross-sections of the head sections of the 10 kV CL ($F_{H,i}$) are most sensitive to changes in the generalized constants $Z_{i(1)}$, $Z_{i(2)}$ and the least to a change in the constants $Z_{i(3)}$ and $Z_{i(4)}$, that is, the economic value parameter $F_{H,i}$ is mainly determined by the cost characteristics of cable lines (Fig. 2b).

As can be seen from Fig.2a, the economic value of the number of used cross-sections of 10 kV cables ($N_{F,i}$) is most sensitive to changes in the generalized constants $Z_{i(1)}$ and $Z_{i(2)}$, determined by the cost characteristics of 10 kV cable lines. For example, when the coefficients $Z_{i(1)}$ change within $0.97 \div 1.03$, the economic value of the $N_{F,i}$ parameter changes only within $0.98 \div 1.05$. Therefore, the possible range of variation of the parameter $N_{F,i}$ lies within the permissible limits with a wide change in the initial data (generalized coefficients). The influence of other generalized coefficients ($Z_{i(3)}$ and $Z_{i(4)}$) on the value of the unification parameter $N_{F,i}$ is insignificant (Fig. 2a, b, c).

Thus, the reliability of determining the economic value of

the parameter M_i depends to the greatest extent on the error of the constant component of the characteristic of the cost of 10 kV cable lines, and the accuracy of determining the parameters $F_{H,i}$ and $N_{F,i}$ depends to the greatest extent on the error in determining the cost characteristics of cable lines [33-37].

2 Conclusions

Thus, by analyzing the characteristics of a complex technical and economic model of 10 kV DET, it was found that the reliability of determining the economic value of the parameter M_i depends to the greatest extent on the error of the constant component of the characteristic of the cost of cable lines, and the accuracy of determining the parameters $F_{2,i}$ and $N_{F,i}$ depends to the greatest extent on the error determination of the cost characteristics of cable lines 10kV. The significant stability of the technical and economic function to the parameter of the number of cross-sections used creates a prerequisite for further unification of the cross-sections of 10 kV DET cables.

References

1. Miron Grinkrug, Gordin S. Optimization of the parameters of urban electrical networks. "LAP Lambert Academic Publishing", 2012.
2. Venikov V.A., Venikov G.V. Theory of similarity and modeling (Applied to the problems of the electric power industry). - M.: Publishing house - "Librokom", 2014. - 440p.
3. N.M. Cheremisin, V.V. Cherkashina. A criterion method for analyzing technical and economic problems in electrical networks and systems: a tutorial. - Kharkov: Fact, 2004. - 88 p.
4. I.Rakhmonov, A.Berdishev, N.Niyozov, A.Muratov and U.Khaliknazarov. Development of a scheme for generating the predicted value of specific electricity consumption // CONMECHYDRO – 2020. IOP Conf. Series: Materials Science and Engineering. 883 (2020) 012103. doi:10.1088/1757-899X/883/1/012103
5. F.A.Hoshimov, I.I.Bakhadirov, M.S.Kurbanbayeva, N.A.Aytbayev. Development of specific standards of energy consumption by types of produced products of the spinning product // RSES 2020. E3S Web of Conferences. 216 (2020) 01169. <https://doi.org/10.1051/e3sconf/202021601169>
6. F.A.Hoshimov, I.I.Bakhadirov, A.A.Alimov, M.T.Erejepov. Forecasting the electric consumption of objects using artificial neural networks // E3S Web of Conferences. 216 (2020) 01170. <https://doi.org/10.1051/e3sconf/202021601170>
7. I.U.Rakhmonov, L.Nematov, N.N.Niyozov, K.M.Reymov, T.Yuldoshev. Power consumption management from the positions of the general system theory // ICMSIT-2020. Journal of Physics: Conference Series. 1515 (2020) 022054. doi:10.1088/1742-6596/1515/2/022054
8. I.U.Rakhmonov, F.A.Hoshimov. Development of an algorithm for evaluating the dominant factors that have the greatest impact on the energy intensity of products // ENERGY-21. E3S Web of Conferences. 209 (2020) 07018. <https://doi.org/10.1051/e3sconf/202020907018>

9. Usmanov E.G. Stability in a parallel resonant circuit with active load // RSES 2020. E3S Web of Conferences. 216 (2020) 01160. <https://doi.org/10.1051/e3sconf/202021601160>
10. Usmanov E.G., Khusanov B.M. Phase relations in resonant circuits with a wide falling section on the amplitude characteristic // RSES 2020. E3S Web of Conferences. 216 (2020) 01161. <https://doi.org/10.1051/e3sconf/202021601161>
11. I.U.Rakhmonov, K.M.Reymov. Statistical models of renewable energy intermittency // RSES 2020. E3S Web of Conferences. 216 (2020) 01167. <https://doi.org/10.1051/e3sconf/202021601167>
12. I.U.Rakhmonov, N.N.Kurbonov. Analysis of automated software for monitoring energy consumption and efficiency of industrial enterprises // E3S Web of Conferences. 216 (2020) 01178. <https://doi.org/10.1051/e3sconf/202021601178>
13. F.A.Hoshimov, I.U.Rakhmonov, N.N.Niyozov. Technology to reduce energy costs in the electric steel melting shop // ENERGY-21. E3S Web of Conferences. 209 (2020) 07017. <https://doi.org/10.1051/e3sconf/202020907017>
14. A.Taslimov, F.Rakhimov, L.Nematov, N.Markaev, A.Bijanov, R.Yunusov. Economic load intervals for selecting 10 kV cable cross-sections for agricultural consumers // CONMECHYDRO – 2020. IOP Conf. Series: Materials Science and Engineering. 883 (2020) 012102. doi:10.1088/1757-899X/883/1/012102
15. I.Bakhadirov, N.Markaev, G.Aslanova, R.Tanatarov, S.Makhmuthonov. Differentiated tariffs of electricity for the improvement of steelmaking Uzbekistan // CONMECHYDRO – 2020. IOP Conf. Series: Materials Science and Engineering. 883 (2020) 012121. doi:10.1088/1757-899X/883/1/012121
16. K.M.Reymov, G.R.Rafikova, L.A.Nematov, Sh.Esemuratova. Existing condition and prospects of making power balance and managing load of electric consumers in uzbek power system // ENERGY-21. E3S Web of Conferences. 209 (2020) 07015. <https://doi.org/10.1051/e3sconf/202020907015>
17. A.D.Taslimov, F.M.Rakhimov, A.O.Norkulov, A.A.Yuldashev. Research of the optimum scale of standard sections of agricultural purpose lines // E3S Web of Conferences. 216 (2020) 01158. <https://doi.org/10.1051/e3sconf/202021601158>
18. A.D.Taslimov., M.V.Melikuziev, A.M.Najimova, A.A.Alimov. Economic load intervals for selection of cable sections for agricultural purpose // E3S Web of Conferences. 216 (2020) 01159. <https://doi.org/10.1051/e3sconf/202021601159>
19. Olimjon Toirov, Allabergan Bekishev, Sardor Urakov and Utkir Mirkhonov E3S Web of Conferences 216, 01116 (2020), <https://doi.org/10.1051/e3sconf/202021601116>
20. Olimjon Toirov, Kamoliddin Alimkhodjaev, Akhror Pardaboev Analysis and ways of reducing electricity losses in the electric power systems of industrial enterprises, E3S Web of Conferences, SUSE-2021 (2021)
21. Haqberdiev A., Toshov J. Analysis of the control system of electric motors of the running gear of self-propelled mine cars used in complex mining and technological conditions // E3S Web of Conferences 216, 01135 (2020), Rudenko International Conference “Methodological problems in reliability study of large energy systems” (RSES 2020), <https://doi.org/10.1051/e3sconf/202021601135>
22. K.M.Reymov, G.Turmanova, S.Makhmuthonov, B.Uzakov. Mathematical models and algorithms of optimal load management of electrical consumers // E3S Web of Conf. 216 (2020) 01166. <https://doi.org/10.1051/e3sconf/202021601166>
23. A.N.Rasulov, M.R.Ruzinazarov, N.Toirova, T.Sh.Alibekova. Graphical-analytical method for constructing load characteristics // RSES 2020. E3S Web of Conferences. 216 (2020) 01171. <https://doi.org/10.1051/e3sconf/202021601171>
24. Yu.Bobozhonov, B.Seytmuratov, B.Fayzullaev, A.Sultonov. Study of the influence of different designs of massive rotor of asynchronous generator on their maximum power // RSES 2020. E3S Web of Conferences. 216 (2020) 01177. <https://doi.org/10.1051/e3sconf/202021601177>
25. Rakhmonov I U, Reymov K M and Shayumova Z M 2019 The role information in power management tasks. E3S Web Conf 139 doi:10.1051/e3sconf/201913901080
26. Rakhmonov I U, Reymov K M 2019 Mathematical Models and Algorithms of Optimal Load Management of Electricity Consumers J ENERGETIKA. Proceedings of CIS higher education institutions and power engineering association 62(6) pp 528-535 doi:10.21122/1029-7448-2019-62-6-528-535
27. Rakhmonov I U, Tovbaev A N, Nematov L A and Alibekova T Sh 2020 Development of forecasted values of specific norms for the issues of produced products in industrial enterprises Journal of Physics: Conference Series 1515 doi:10.1088/1742-6596/1515/2/022050
28. Rakhmonov I U, Nematov L A, Niyozov N N, Reymov K M and Yuldoshev T M 2020 Power consumption management from the positions of the general system theory Journal of Physics: Conference Series 1515 doi:10.1088/1742-6596/1515/2/022054
29. E.Usmanov, A.Rasulov, M.K.Bobojanov, R.Ch.Karimov. Non-contact voltage relay for switching windings of a boost transformer (E3S Web of Conferences, 139, 01079, 2019), <https://doi.org/10.1051/e3sconf/201913901079>
30. Karimov R.Ch., Bobojanov M.K., Rasulov A.N., Usmanov E.G. Controlled switching circuits based on non-linear resistive elements (E3S Web of Conferences, 139, 01039, 2019), <https://doi.org/10.1051/e3sconf/201913901039>
31. Mannanov U., Toshov J., Toshniyozov L. Perspective Solutions for the Design of Drilling Tools // E3S Web of Conferences 105, 03027 (2019) IVth International Innovative Mining Symposium. DOI:10.1051/e3sconf/201910503027
32. Toshov J.B. The questions of the dynamics of drilling bit on the surface of well bottom// Arch. Min. Sci. - Poland. - Vol. 61 (2016), № 2, P. 279-287. DOI 10.1515/amsc-2016-0020
33. Toshov Zh.B. Ways towards optimization of washout components of rock cutting tools // «GORNYI ZHURNAL»/«MINING JOURNAL», Moscow, 2016, № 2, pp. 21–24. DOI: <http://dx.doi.org/10.17580/gzh>.
34. A.D.Taslimov, A.S.Berdishev, F.M.Rakhimov and A.A.Yuldashev. Optimal tendency of selecting cable cross-sections for agricultural electrical networks // ICMSIT-2020. Journal of Physics: Conference Series. 1515 (2020) 022056. doi:10.1088/1742-6596/1515/2/022056
35. Abduraxim Berdishev, Abdurakhim Taslimov, Bakhtiyor Melikuziev and Alibi Bijanov. Reliability indicators of 10 kV cable lines in rural areas // FORM-2020. IOP Conf. Series:

- Materials Science and Engineering. 869 (2020) 011001.
doi:10.1088/1757-899X/869/1/011001
36. A.D.Taslimov. Selection of a complex of parameters of distribution electric networks with respect to technical limitations // ENERGY-21. E3S Web of Conferences. 209 (2020) 07013. <https://doi.org/10.1051/e3sconf/202020907013>
37. A.Taslimov, F.Rakhimov, L.Nematov, N.Markaev, A.Bijanov, R.Yunusov. Economic load intervals for selecting 10 kV cable cross-sections for agricultural consumers // CONMECHYDRO – 2020. IOP Conf. Series: Materials Science and Engineering. 883 (2020) 012102. doi:10.1088/1757-899X/883/1/012102