

Studies on the Permeation Properties of Geopolymer Concrete made with Sugarcane Bagasse Fiber

Pogula Anudeep¹, T. Srinivas², N.V.Ramana Rao³

¹P.G. Student, GRIET, Hyderabad, India.

²Professor, GRIET, Hyderabad, India.

³Professor, JNTUH, Hyderabad, India.

Abstract. Different fibers like steel, glass, basalt, coconut, sugarcane fibers are used to improve the tensile strength in the concrete. The sugarcane bagasse fiber (SCBF) is utilized in this paper work. This SCBF is the final extract of the sugar industries which contains the large fibers. The main objective of this paper is to study the effect of SCBF on the permeation properties of the geopolymer concrete (GPC) of G40 and compared to its equivalent M40 grade. The specimens of conventional concrete (CC) and conventional concrete with SBF (CCF) are casted and cured in the curing tanks for a period of 28 day, and the GPC and GPCF specimens are casted and oven cured at a temperature of 60°C for a time period of 24 hours and the test are performed after 28 days of ambient curing of the specimens. The permeation test like (Water absorption test, Sorptivity and Water Permeability test) are carried in the paper. Based on the results it is observed that the permeation properties of CCF and GPCF are more resistant when compared to the CC and GPC respectively.

1 Introduction

The concrete is the most commonly used cement mixture in the construction for its durability properties. In this aggressive environmental condition high performance concrete is required with high strength and durable properties. This can be achieved by the different trials of mix-proportions. Ordinary Portland Cement (OPC) is widely used in the production of the concrete mixture. The production of cement which emit the carbon-di-oxide. It also requires large amount of the natural resources. This results to the invention of the eco-friendly concrete, which is produced by the cementitious material like (fly ash and GGBS). These cementitious materials are activated by reacting with the alkaline liquids like (sodium hydroxide pellets and sodium sulphate liquid)* with the required amount of water. This eco-friendly concrete is termed as the Geopolymer concrete.

Fly ash is the by-product of the thermal power plant. Based on the study, world-wide there is about 780 million tons of fly ash is produced every year. India itself produces about 220 million tons of fly ash every year. Ground granulated blast furnace slag (GGBS) is the by-product of iron industry. It is a low carbon-di-oxide material. Sodium/Potassium are used as the activators in the geopolymer concrete. Sodium is widely used for its low cost and it is easily available. The durability and mechanical properties of the geopolymer concrete is higher than the OPC concrete.

The deterioration of concrete is commonly done due to the presence of water in its surroundings. The durability of the concrete is estimated by the rate at which the water is pass through the material under a constant pressure (Permeability). If more fluid penetrates into the concrete material, than the sample is said to be highly permeable which means low durable concrete. The concrete is said to be high durable, when the permeability of the concrete specimen is low. It means the quantity of water penetrated into the concrete specimen is low. According to the study the water penetrated in to the concrete specimen under a constant pressure up to the depth of 25mm is considered as the durable concrete. The durability of the concrete is also determined in the easy way by the methods of water absorption capacity and water absorption rate (Sorptivity).

As all know that the concrete is high in compressive strength and weak in tensile strength. By the addition of fibers to the concrete, it is observed that the tensile strength of the concrete is improved. There is a further increase in the mechanical properties of the concrete, by the increase in the aspect ratio of the fiber. Fibers like glass, steel, coconut fiber, sugarcane bagasse fiber are used.

Sugarcane bagasse fiber (SCBF) is the by-product of the sugar industry after the extraction of juices from the sugarcane. This Sugarcane bagasse is the largest agricultural by-product in the world. And India stands 2nd in the production of the sugarcane. This bagasse

*Corresponding Author: srinu.tummala@gmail.com

consists of fibers and small amount of water in it. The permeation properties of the concrete are reduced by the addition of SCBF. The bleeding of water is also minimized by the addition of fibers.

2 Materials

2.1 Ordinary Portland Cement

OPC of 53-grade is used in this experiment. The specific gravity of the cement is 3.15 and all other properties are found to be conforming various specifications as per IS:12629-1987.

2.2 Fine Aggregate

The fine aggregate of specific gravity 2.67, water absorption of 2.8% and which is belongs to zone-2 as per code IS: 383-1970. The river sand is collected from the local suppliers, which is passed through 475mm IS sieve was utilized.

2.3 Coarse Aggregate

Crushed granites coarse aggregate which is passed through the 20 mm IS sieve and with an angular shaped coarse aggregate was used in this experiment. The specific gravity of coarse aggregate is measured to be 2.67.

2.4 Fly Ash

Fly ash is the biproduct that is produced from the combustion of pulverized coal in the thermal industry. F-type fly ash is used in this experiment. In this experimental study, the fly ash collected from the RMC plant at Bollaram, Hyderabad.

2.5 Ground Granulated Blast Furnace Slag

Ground Granulated Blast Furnace Slag (GGBS) is the final residue that produced from the steel industry. This GGBS is obtained by powdering the quenching molten iron slag from a blast furnace in water or steam. Here binder replaced with GGBS about 25% by mass. It is collected from RMC plant Bollaram.

2.6 Water

Water which is free from impurities like chemicals components, oils and other of forms is used in the production of the concrete as per the code IS:456:2000.

2.7 Sodium Hydroxide

Sodium Hydroxide is one of the major components that is used in the preparation of the geopolymer concrete. Sodium hydroxide is brought from the chemical sealers. And the specifications of Sodium hydroxide are tabulated in the following table 1 as given by the

supplier. This Sodium Hydroxide is in the form of pellets.

Table 1. Shows Physical Properties of NaOH

Molar mass	40 gm/mol
Appearance	White solid
Density	2.1 gr/cc
Melting point	318Oc
Boiling point	1390Oc
Amount of heat liberated when dissolved in water	267 cal/gram

2.8 Sodium Silicate Solution

The alkaline solution of Sodium silicate liquid used in this experiment. This solution plays a major role in the polymerization process. This material is bought from the local chemical dealers in the Hyderabad. The Specifications of the sodium silicate solution are tabulated in the following table 2, as given by suppliers.

Table 2. Properties of Na₂SiO₃ Solution

Specific gravity	1.57
Molar mass	122.06 gm/mol
Na ₂ O (by mass)	14.35%
SiO ₂ (by mass)	30.00%
Water (by mass)	55.00%
Weight ratio (SiO ₂ to Na ₂ O)	2.09
Molarity ratio	0.97

2.9 Super Plasticizer

Sulfonated Naphthalene Formaldehyde (SNF) super plasticizer is added to improve the workability properties of concrete. The super plasticizer utilized in this study is 2% of the binder.

3 Experimental Investigation

3.1 General

An objective of this paper is to study the permeation properties like water absorption, sorptivity and water permissible test on geopolymer concrete of grade G40. Which is made with sugarcane bagasse fiber and also to compare the results of controlled concrete made with sugarcane bagasse fiber. And also, with the geopolymer concrete and controlled concrete of similar grades. 100mm×100mm×100mm sized cubes were casted and settled for a period of 24 hours, then the specimens were oven cured for the period of 24 hours at 60°C and rest of the time cured under the ambient curing.

3.2 Mixing and Casting of Geopolymer Concrete

Geopolymer concrete is prepared by replacing the cement in the conventional concrete by Cementitious materials like fly ash and GGBS. Pan mixer is used to prepare the concrete in the laboratory. These materials were mixed in dry condition by utilizing the pan mixer for a duration of 2 minutes, then alkaline liquid (sodium hydroxide and sodium silicate) is added with the superplasticizer, and an additional amount of water is added if needed. This mixture of materials is then added to the dry mixture, and allowed to mix for a period of 2 minutes. The fresh geopolymer concrete was casted by following the same standard strategies as of controlled concrete. The workability of the concrete is measured by slump test.

The test to be conducted on permeation properties are

1. Sorptivity test
2. Water absorption test
3. Water Permeability

3.3 Sorptivity test

GPC of grade 40 is used with SCBF. The objective of this test is to indicate the rate of absorption or sorptivity in concrete. The specimen is sealed from all the sides leaving the water contacting surface and its opposite side. The coefficient of Sorptivity (K) is obtained

$$K = \frac{I}{\sqrt{t}} \left(\frac{W_2 - W_1}{A \cdot d} \right)$$

W = Amount of water absorbed in kilogram
 A = Cross sectional area of specimen in contact with water
 d = density of water (1000 kg/m³)

Table 3. Sorptivity Coefficient of GPC and CC With and Without Fibers

S.NO	Time in mins	Sorptivity value (mm/min ^{0.5})			
		CC	CCF	GPC	GPCF
1	15	0.074	0.064	0.055	0.049
2	30	0.065	0.057	0.045	0.037
3	60	0.058	0.045	0.039	0.031
4	120	0.052	0.041	0.031	0.027
5	240	0.048	0.035	0.028	0.023
6	360	0.041	0.032	0.023	0.019
7	1440	0.038	0.031	0.025	0.021
8	2880	0.035	0.029	0.019	0.017
10	3600	0.032	0.027	0.018	0.016

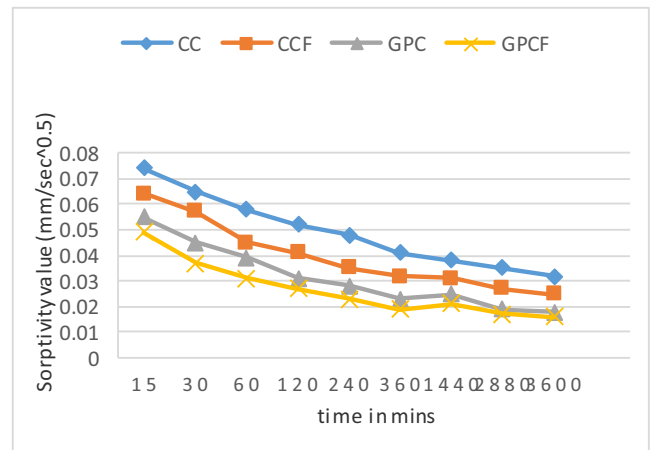


Fig. 1. Shows Sorptivity Coefficient with Time \sqrt{t}

3.4 Water Absorption

Water absorption rate of the concrete can be identified by this test, when it is fully submerged in water. The absorption rate can be calculated by

$$= \frac{W_2 - W_1}{W_1}$$

W1 = Dry weight of cube

W2 = wet weight of cube

The % of water absorption is identified from the above equation

Table 4. % Of Weight Absorption with Time for the GPC and CC With and Without Fibers

S.NO	Time in min	% Water absorption			
		CC	CCF	GPC	GPCF
1	0	0	0	0	0
2	15	0.79	0.71	0.61	0.55
3	30	2.51	2.39	1.51	1.44
4	60	2.92	2.67	2.31	2.11
5	120	3.75	3.52	3.41	3.25
6	240	4.38	4.11	4.12	3.92
7	1440	4.42	4.22	4.27	3.98
8	2880	4.43	4.25	4.35	4.07
9	3600	4.43	4.27	4.35	4.08

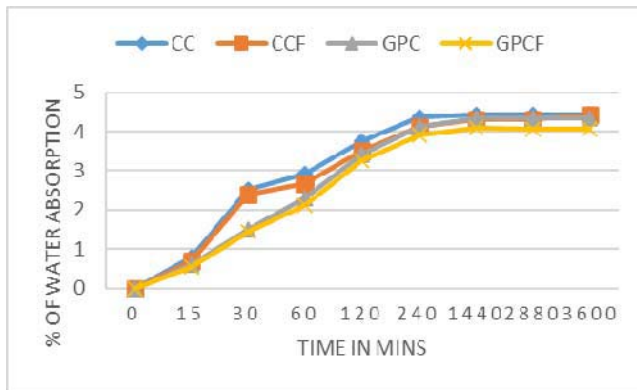


Fig. 2. Shows the % of Water Absorption with Time

3.5 Water Permeability

The Water permeability test for concrete is done according to IS 3085:1965. The permeability apparatus used was a single-celled tester consisting of a single test cell, a pressure chamber and air compressor. Water supplied into the test samples with a constant pressure head. GPC specimens and CC specimens with and without fibers are casted with the diameter & height 150mm and 170mm respectively and cured for a period of 28 days. These specimens are loaded in to the specially designed cells and 15kg/cm² of constant air pressure is maintained throughout the test by using an air compressor for a given interval of time. The standard pressure head of 10kg/cm² is applied on the water. At the periodic intervals, the quantity of percolated water is collected and measured. At the beginning, the rate of water intake is higher than the rate of water outflow. The steady state of flow is reached in a short period of time. At this steady state flow, the rate of water intake and rate of water outflow becomes equal. The outflow is stabilized by reaching its maximum level. There is a gradual drop in the both in flow and outflow with an additional passage of time. This test is carried out for a period of 100 hours, after the steady state of flow is registered. The outflow is finalised as an average of the outflows measured during this period of 100 hours. According to the Darcy's law of a falling water head, the coefficient of permeability at steady state flow condition is calculated for the 28 days aged specimen using the following formula. The coefficient of permeability is represented by K.

$$K = \frac{Q}{A \cdot T \cdot (H/L)}$$

K = Coefficient of the Permeability (m/sec)

Q = The quantity of water collected over entire test period (millilitres)

T = Time is considered in second (100x60x60 sec = 360000sec)

A = Area of the specimen face (m² = 0.01767 m²)

Water pressure = 10 kg/cm² = 106 Pa | Pascal of pressure = 0.0001m of pressure head Pressure Head = 100 m (throughout the test it will be constant)

H/L = ratio of pressure head to thickness of the specimen in metre = 100m/0.15m = 666.67

Table 5. The Coefficient of Permeability of GPC and CC With and Without Fibers at Age 28 days

Type Of Specimen	Pressure Head H (m)	Quantity of Water Collected (m)	Coefficient of Permeability X 10 ⁻⁹ m/sec	% Decrease
CC	100	6892	1.625	-
CCF	100	6625	1.562	3.872
GPC	100	6584	1.552	-
GPCF	100	6124	1.444	6.958

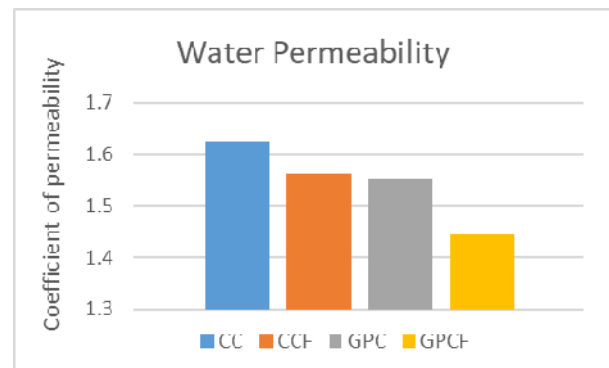


Fig. 3. Shows the Coefficient of Permeability of GPC and CC With and Without Fibers

Table 6. Coefficient of Water Permeability Ranges as per IS: 3085-1965

Water Permeability	Very Low	Low	Medium	High
Coef of permeability (x 10 ⁻⁹ m/sec)	< 0.5	0.5-1.0	1.0-2.0	>2.0

4 Conclusion

1. It is observed that the permeability of CCF and GPCF are reduced by 3.87% and 6.95% respectively when compared to CC and GPC.
2. Sorptivity of CCF is reduced by 15.62% when compared with CC.
3. By addition of SCBF to the GPC the sorptivity is minimized by 11.11%.
4. The water absorption capacity of CCF and GPCF are reduced by 3.61% and 6.20% respectively when compared to the CC and GPC when treated with water for a period of 28 days.
5. By the addition of the SCBF to the CC and GPC, the permeation properties of the concretes like Sorptivity, Water absorption and Water permeability are decreased.

References

1. Henry A Colorado, John F Zapata, J. Mater. Environ. Sci, **10**, 1162-1171 (2019)
2. Tanveer Singh Bains, Khushpreet Singh, IJITEE, **8**, 7, (2019)
3. T. Srinivas, P. Manoj Anand, IJITEE, **8**, 12, (2019)
4. Ankur Laxman Yadav, V. Sairam, K. Srinivasan, L. Muruganandam, Const. and Buil. Mate, **258**, 119231 (2020)
5. Ankur Laxman Yadav, V. Sairam, L. Muruganandam, K. Srinivasan, Jour. of Cle. Prod, **245**, 118854, (2020)
6. Raju, N.A., Suresh Kumar, T. International Journal of Innovative Technology and Exploring Engineering, 8(11), pp. 3860-3864, 2019
7. Francisco Hernandez-Olivares, Rosa Elizabeth Medina-Alvarado, Xavier Eduardo Burneo-Valdivieso, Alonso Rodrigo Zuniga-Suarez, Cons. and Buil. Mate., **247**, 118451 (2020)
8. Zuzhong Li, Xuelei Zhang, Chunguang Fa, Yayun Zhang, Jianping Xiong, Huaxin Chen, Const. and Buil. Mate., **248**, 118648, (2020)
9. K. satyanarayana, S. K. Singh, T. Buddi, K. Anil and A. Ul Haq, *Advances in Materials and Processing Technologies*, **6(2)**, 365 (2020)
10. Arslan Akbar, Furqan Farooq, Muhammad Shafique, Fahid Aslam, Rayed Alyousef, Hisham AbdulJabbar, Jour. of Buil. Eng, **33**, 101492 (2021)
11. T.Srinivas and M. Abinay Raj, Int. J. of Eng.and Adv. Tech. (IJEAT), ISSN: 2249 – 8958, Volume-8 Issue-6 (2019)
12. T.srinivas and P. Manoj Anand, Int. J. of Innov. Tech. and Explor. Eng.g (IJITEE), ISSN: 2278-3075, Volume-8 Issue-12 (2019)
13. T.Srinivas and G. Sukesh Reddy, Int. J. of Eng.and Adv. Tech. (IJEAT), ISSN: 2249 – 8958, Volume-9 Issue-1 (2019)
14. T.Srinivas and R. N. Koushik, Int. J. of Innov. Tech. and Explor. Eng.g (IJITEE), ISSN: 2278-3075, Volume-8 Issue-12 (2019), PP 112-117.
15. K. Sai Gopi, Dr. T. Srinivas and S. P. Raju V, E3S Web of Conferences ICMED 184, 01084GRIET, 28-29 February, <https://doi.org/10.1051/e3sconf/2020184011084> (2020)
16. Jagannadha Kumar, M.V., Jagannadha Rao, K., Dean Kumar, B., Srinivasa Reddy, V., Int. J. of Civil Eng. and Tech., 9(7), pp. 1133-1141 (2018)
17. Ganta, J.K., Seshagiri Rao, M.V., Mousavi, S.S., Srinivasa Reddy, V., Bhojaraju, C., Structures 28, pp. 956-972 (2020)
18. M. Kavitha, P. B. Bobba and D. Prasad, *2016 7th India International Conference on Power Electronics (IICPE)*, 2016, pp. 1-6
19. Naidu, K.S.S.T., Rao, M.V.S., Reddy, V.S., Int. J. of Innov. Tech. and Explor. Eng.g (IJITEE), 8(9 Special Issue 2), pp. 641-642 (2019)
20. Chandana Priya, C., Seshagiri Rao, M.V., Srinivasa Reddy, V., Int. J. of Civil Eng. and Tech., 9(11), pp. 2218-2225 (2018)
21. Satya Sai Trimurthy Naidu, K., Seshagiri Rao, M.V., Srinivasa Reddy, V., Int. J. of Civil Eng. and Tech., 9(11), pp. 2383-2393 (2018)
22. Supriya, Y., Srinivasa Reddy, V., Seshagiri Rao, M.V., Shrihari, S., Int. J. of Rec. Tech. and Engi., 8(3), pp. 5381-5385 (2019)
23. Kotkunde, N., Krishna, G., Shenoy, S.K., Gupta, A.K., Singh, S.K. International Journal of Material Forming, 10 (2), pp. 255-266 (2017)
24. Govardhan, D., Kumar, A.C.S., Murti, K.G.K., Madhusudhan Reddy, G. Materials and Design, 36, pp. 206-214. (2012)
25. Karthik Rao, R., Bobba, P.B., Suresh Kumar, T., Kosaraju, S. Materials Today: Proceedings, 26, pp. 3085-3089, 2019
26. Kumar, P., Singhal, A., Mehta, S., Mittal, A. Journal of Real-Time Image Processing, 11 (1), pp. 93-109. (2016)
27. Raghunadha Reddy, T., Vishnu Vardhan, B., Vijayapal Reddy, P. International Journal of Applied Engineering Research, 11 (5), pp. 3092-3102 (2016)
28. S. U.M. Rao, T.H. Rao, K. Satyanarayana, and B. Nagaraju, *Materials Today: Proceedings*, **5(2)**, 4958 (2018)
29. Hussaini, S.M., Krishna, G., Gupta, A.K., Singh, S.K. Journal of Manufacturing Processes, 18, pp. 151-158 (2015)