

Epidemiology of poisoning in Bamako, Mali

Tidiane Diallo^{1,*}, Abdourahamane Diara¹, Cheick Abou Coulibaly², Alpha Traoré¹, Hinde Hami³, Abdelmajid Soulaymani³, and Ababacar Maïga¹

¹Faculty of Pharmacy, University of Sciences, Techniques and Technologies, Bamako, Mali

²Faculty of Medicine and Odonto-Stomatology, University of Sciences, Techniques and Technologies, Bamako, Mali

³Laboratory of Biology and Health, Faculty of Science, Ibn Tofail University, Kenitra, Morocco

Abstract. Introduction: In Mali, poisoning is a public health problem through its multiple circumstances. Its management is a pre-hospital concern given the lack of qualified personnel, adequate medical equipment and lack of knowledge of the substances involved in poisoning. The aim of this study was to describe the epidemiological profile of poisoning in Bamako. Methods: The study was conducted in six Reference Health Centers in the District of Bamako. This was a retrospective study of poisoning cases covering the period from January 2010 to December 2019. The data used was collected from registers and patient medical records. Results: During the study period, we collected 2,112 cases of poisoning. The sex-ratio (M/F) was 1.5 in favour of males. More than two-thirds of cases (66.7%) were due to foodborne diseases, followed by drug poisoning, with 18.7% of cases. The majority of patients were pupils and students (69.7%) and 5.5% were housewives. The circumstances were most often accidental, with 82% of cases. In addition, the clinical signs were dominated by gastrointestinal disorders: diarrhea (40%), vomiting (40%) and respiratory distress (9.4%). Conclusion: Reducing the risk of poisoning and improving their management requires education of the population and professional training of health workers.

Keywords: Poisoning; Epidemiology; Bamako

*

* Corresponding author: tidiallo2017@gmail.com

Introduction

In 2004, According to the World Health Organization (WHO), 346,000 people, 91% of them in low- and middle-income countries, died from accidental poisoning worldwide [1].

Mortality from acute poisoning is fairly low, less than 1% for all drug poisoning. However, it is more important if we consider certain cardiotoxic drugs or if we take into account all poisoning types [2].

Thus, between 150 and 200,000 intentional poisoning cases are hospitalized in France each year, of which nearly 90% are caused by drugs [3]. In 2006, the Poison Control Centers in France identified 197,042 cases of human exposure to toxic substances.

At the Québec Poison Control Centre between 1989 and 2007, the annual number of calls for poisoning was on average 46,946 calls [4].

In Morocco, 15,290 poisoning cases were notified to the Moroccan Poison Control Center in 2015, with a case fatality rate of 0.83% [5].

In Togo in 2020, poisoning represented 0.25% of admissions in the 2 departments of the Sylvanus Olympio University Hospital Center (CHU SO) in Lomé. About 33% of the victims were under 5 years old. Circumstances were accidental in 100 of the 201 cases. Industrial and household products were the most incriminated (34.33%), followed by drugs (22.29%) and psychoactive substances (17.91%). The prognosis was unfavorable in 2.49% [6].

A study carried out in three Abidjan university hospitals from 2005 to 2011 recorded 557 cases of poisoning in children, or 8.50% of admissions to emergency and pediatric intensive care units [7].

In Mali, several studies have been carried out on the epidemiology of poisoning. Thus in 2012, the profile of poisoning was in favour of females (54.9%). Drugs

were the most incriminated (38.9%), and 37% of poisoning cases were intentional out of a total of 1743 cases recorded in Bamako between 2000 and 2010 [8]. The case fatality rate was 146/3158 or 4.6% in health centers from 2000 to 2010 [9].

Since then 2010, no centralized study on poisoning has been carried out in the reference health centers in the district of Bamako. We therefore initiated the present study with the aim of describing the epidemiological profile of poisoning in Bamako.

Methods

This was a descriptive retrospective study of poisoning cases treated in six Health Reference Centers (HRC) in the district of Bamako.

All poisoning cases admitted to the pediatric, general medicine and emergency departments of HRC and recorded in the medical records and the consultation registers over a 12-month period from December 2019 to March 2020 were concerned by this study.

Not included in this study: poisoning in newborns of an intoxicated mother, incomplete medical records, records of transferred patients.

Data were collected using a form with information contained in patient charts.

This sheet took into account other variables: the socio-demographic characteristics, the circumstances of poisoning, as well as the elements of care.

Data was entered into Microsoft Excel 2010 and statistical analysis was performed using Epi Info 7. Data was processed anonymously by assigning a number to all records.

Results

Table I. Distribution of poisoning cases according to socio-demographic characteristics

Characteristics		Number of cases	Prevalence
Gender	F	845	40.00
	M	1267	60.00
	Total	2112	100.00
Place of residence	Municipality I	522	24.72
	Municipality II	232	10.98
	Municipality III	355	16.81
	Municipality IV	373	17.66
	Municipality V	305	14.44
	Municipality VI	325	15.39
	Total	2112	100.00
Age group	[1-12 months [280	13.26
	[1-5 years [600	28.41
	[5-14 years [767	36.32
	[14-20 years [227	10.75
	[20-75 years [238	11.27
	Total	2112	100.00

In this study, 60% of cases were male, commune 1 was the most represented with 24.72% of cases and the age

group [5-14[years was the most frequent with 36.32% of cases.

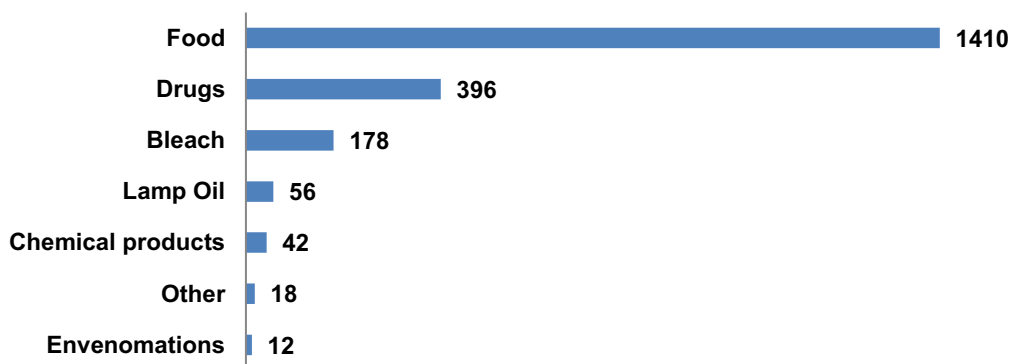


Fig. 1. Distribution of patients according to the causes of poisoning

According to the results, food was the most incriminated (66.76% of cases), followed by drugs with 18.75% of cases.

Gastrointestinal disorders were more dominant, diarrhea and vomiting were the most marked symptoms. The treatment was symptomatic with a low rate of antidotic prescription. Circumstances of poisoning were intentional in 7% of cases.

Table II. Monthly distribution of cases by cause of poisoning

Months	Poisoning causes						Total
	Food	Bleach	Drug	Lamp oil	Chemical products	Envenomations	
January	198	24	54	9	10	7	302
February	133	16	51	8	4	-	212
March	115	19	36	8	4	-	182
April	122	14	26	2	2	-	166
May	126	11	28	3	1	1	170
June	97	7	27	3	6	1	141
July	96	15	32	3	3	1	150
August	104	15	25	2	1	-	147
September	81	13	24	4	2	2	126
October	91	16	30	1	5	-	143
November	91	14	26	3	13	-	147
December	156	14	37	10	9	-	226
Total	1410	178	396	56	60	12	2112

During the period of study, we found that January was the month when there were more cases of food

poisoning with 198 cases followed by 54 cases of drug poisoning.

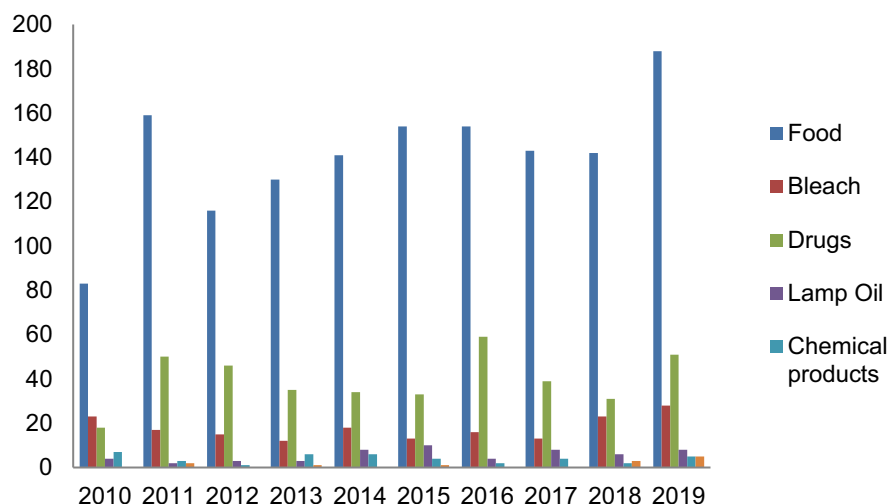


Fig. 2. Annual distribution of cases by cause of poisoning

In our study, 2019 was represented by more cases of food poisoning, i.e. 188 cases and bleach poisoning with 28 cases.

The males are the most exposed to foodborne diseases (839 cases), drug poisoning (245 cases) and bleach poisoning (102 cases).

Table III. Distribution of poisoning cases by age and cause of poisoning

	Causes of poisoning						Total
	Food	Bleach	Drug	Lamp oil	Chemical products	Envenomations	
Age [1-12 months [149	80	28	12	11	-	280
[1-5 years [375	92	55	41	36	1	600
[5-14 years [612	3	138	2	9	3	767
[14-20 years [123	3	97	-	2	2	227
[20-75 years [151	-	78	1	2	6	238
Total	1410	178	396	56	60	12	2112

In our study, the age group [5-14[years suffered the most food poisoning with 612 cases of food poisoning followed by 138 cases of drug poisoning.

In our study, students were the most represented with 467 cases of food poisoning followed by 179 cases of drug poisoning.

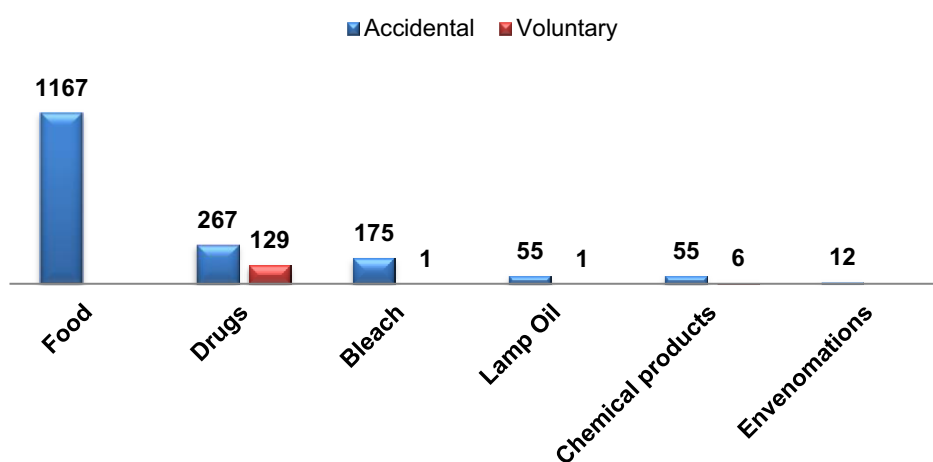


Fig. 3. Distribution of poisoning cases according to the circumstances and cause of poisoning

In our study, accidental poisoning cases were the most represented, i.e. 1,167 cases.

Discussion

In our study, 1,267 patients were male (60% of cases). Our results are close to those found in CHU SO of Togo, with a prevalence of 57.20% of male [6]. Diarra, in 2005 obtained 72% of cases in favour of males, which confirms the results previously obtained [10].

Our results are also different from the results of several studies: 54.93% of poisoning cases were female in Bamako between 2000 and 2010 [8] and 53% between 2014 and 2015 [11].

The bleach, kerosene and chemical poisoning were clean for at least five years. This is explained by the lack of storage of these products as well as the hand-to-mouth reflex of this age group. This result is consistent with those of Achour et al. (2012) and Diallo et al. (2016) [12, 13].

Food and drug poisoning affected the age group [5-14] years. It was the most represented, ie 36.32%. This great representativeness of this age group could be explained by the psychomotor development of the child at this age, the children are more animated by a curiosity of exploration of their entourage, which could expose them to the risk of poisoning.

According to our results, food was the most incriminated (66.76% of cases) followed by drugs with 18.75% of cases. The predominance of foodborne diseases in our study was confirmed by a study carried out in Burkina Faso in 2006 which revealed that food products came first among the products involved in poisoning, ie 44.7% of cases [14]. In our study, the majority of poisoning cases occurred accidentally, ie 93% of cases. This result is similar to many studies [6-13] which would explain that poisoning is mostly accidental.

Our results showed that diarrhea and vomiting (gastrointestinal disorders) dominated the clinical signs. This result is similar to that of Diallo et al. (2012), where the clinical signs were dominated by gastrointestinal, cardiovascular, respiratory, neurological and psychological disorders [8].

Our results showed that the most common treatment for poisoning cases were symptomatic, as opposed to antidotic treatment, which was rarely used.

Conclusion

At the end of this study on the epidemiology of poisoning in the district of Bamako, we recorded several cases of poisoning, both accidental and intentional. Compared to previous results of similar studies carried out in Bamako, we have noticed an increase of more than a third of poisoning cases. The causes were numerous and varied (food, drugs ...). Regarding clinical signs: diarrhea, vomiting, agitation, respiratory distress, were the most frequent in patients. The significant increase of poisoning cases could be explained by a lack of knowledge of the conditions of conservation, use and storage of food, drugs and chemicals.

The establishment of an information and education system for the population is essential to reduce the risk of poisoning.

References

1. WHO, *Prevention and management of poisoning*, in <https://www.who.int/poisons/Fr/Root> (2015)
2. J. Couture, M. Goulou, Recognize - Understand - Treat: Emergencies, Ediseninc chap 35, 523-567 (1997)
3. P. Hantson, F. Baud, *Intoxications aiguës médicamenteuses*, Encycl. Med. Chir. (Elsevier, Paris), Toxicologie Pathologie Professionnelle, 28p. (1995)
4. N. Mahdeb, M. Sahnoune, A. Bouzidi, European Scientific Journal, **9**, 157-158 (2013)
5. R. Hmimou, N. Rhalem, H. Chaoui, I. Semlali, R. Aghandous, S. Benlarabi, M. Badri, R. Soulaymani-Bencheikh, Toxicol. Maroc, **27**, 3-6 (2015)
6. T. Diallo, A. Diallo, A. Ouro-Gnagba, K.A. Djagadou, A. Diara. Analytical & Clinical Toxicology, **32**, 258-265 (2020)
7. A. Diakite, L.A. Bedib, D.S. Danoa, M. Falib, Analytical and Clinical Toxicology, **30**, 106-113 (2018)
8. T. Diallo, H. Hami, A. Maïga, A. Mokhtari, A. Soulaymani, Antropo, **26**, 11-18 (2012)
9. T. Diallo, D. Maïga, A. Maïga, H. Sangho, B. Coulibaly, H. Hami, A. Mokhtari, R. Soulaymani, A. Soulaymani, Med. Sante Trop., **24**, 183-188 (2014)
10. A. Diarra, *Epidemiological, clinical and therapeutic aspects of snakebites in hospitals in Mali* (Thesis in Medicine, 2005)
11. K.S. Alexandrine, *Epidemiological profile of poisoning in Bamako, Mali* (2014-2015) (Thesis in Pharmacy, 2015)
12. S. Achour, A. Ben Said, S. Abourazzak, N. Rhalem, A. Soulaymani, L. Ouammi, I. Semlali, R. Soulaymani Bencheikh, Toxicol. Maroc, **12**, 5-8 (2012)
13. T. Diallo, A. Dénou, B.F. Coulibaly, B. Dakouo, B.Y. Koumaré, A. Maïga, Antropo, **35**, 103-110 (2016)
14. F. Koueta, D. Ye, L. Dao, D. Néboua, A. Sawadogo, Health Notebooks, **17** (4), 187-191 (2007)